
BIRDS

57th ANNUAL SASKATCHEWAN CHRISTMAS BIRD COUNT - 1998

Compiled by Wayne C. Harris, Saskatchewan Environment and Resource Management, 350 Cheadle Street West, Swift Current, SK S9H 4G3

Counts were completed for 97 localities during the 1998 count period (December 18 - January 3). This is six less than last year but close to the long term average. Several long term counts were not done due to the windy conditions.

The weather leading into the Christmas count period was mild and generally snow free, at least in the south. Province wide snow cover did not occur until the end of December.

The mild temperatures ended on the first day of count period and then normal winter temperature prevailed. The average minimum temperature was -24°C and the average high was -18°, slightly below long term averages. Beauval recorded the coldest temperature (-38°C) and Moose Jaw the warmest (-7°C). Wind was probably the biggest factor for the counts.. Minimum daily wind speeds averaged almost 7 kmph while the maximum average was more than 14 kmph, both well above average. Several counts had sustained daily winds of 50kmph. Table 1 summarizes weather conditions during the counts.

The total number of participants in the 1998 count was 735, less than last years record number but still well above average. Observers walked more than 738 km in 376 hours, drove 12,842 km in 555 hours and spent 413 hours watching their feeders. Details of count

effort and habitats covered are found in Table 2.

The birds

One hundred and eight species were recorded during the count period, 103 of these on count day with five more seen during the count period. In addition to these there were two recognizable subspecies (Table 3, 4 and 5). Although this is less than last years record 121 species it is still well above the average and exceeds the second highest total of 100 species recorded during both 1988 and 1996 counts.

Saskatoon topped the number of species recorded with 45 while Fort Walsh's was second with 40. These were the only counts to reach 40 species and there were only six others that reached 30 species.

With the high number of species it is not surprising that the total number of individuals seen is also high. A total of 123,567 individuals were tallied second only to last years record.

The front runners in most abundant bird category were Snow Bunting and House Sparrow. The most frequently recorded species was Black-billed Magpie (98% of the counts) and Black-capped Chickadee (89%). Surprisingly, Common Ravens were found on 71% of the counts far exceeding any other count year.

New Species

One new species was recorded this year bringing the all time list to 168. Two male Eastern Bluebirds seen during the count period feeding on chokecherries (accompanied by a female Mountain Bluebird) were Saskatchewan's first count record. These birds, found by Dave Phillips in the Craven count circle, were later observed by several other birders.

Other rarities

Table 4 lists the least frequent species on the counts and the rarest species are all in this table. A Pied-billed Grebe found at Fort Qu'appelle is the first record in a number of years. For the second year in a row Willow Ptarmigan have moved well south of their normal winter range with Love - Torch River having two. Two Killdeers at open springs in Saskatchewan Landing Provincial Park were only the third record with both other occurrences coming from Govenlock in 1982 and 1990. A Belted Kingfisher at Crooked Lake was also a third Christmas count record. The Mountain Chickadee at Cypress Hills Provincial Park was there for the third consecutive year. A female

Northern Cardinal at Fort Qu'appelle was only the fourth record and a Vesper Sparrow at Govenlock was a third record. A total of three Varied Thrushes were present this Christmas with singles at Waldheim count day and count period observations from Archerwill and Saskatoon.

Population trends

A number of new high counts were recorded (Table 6). The 24 Ruffed Grouse at Snowden was a new high. Saskatoon recorded new highs for both Black-billed Magpie and Black-capped Chickadee. The nine American Goldfinches at Kenosee Lake was exceptional not only for the high number but also for the general rarity of the species.

Although there were more Northern Goshawks this year compared to last year the long term trend is down and a similar pattern holds true for Prairie Falcon (Table 7). Snowy Owls populations were at their lowest number in the past decade but their long-term trend is stable. Winter finches were generally very low; most notable were Evening Grosbeaks, Pine Grosbeaks and both species of crossbills.



Snowy Owl

Bob Mitchell

Both Gray Partridge and Ring-necked Pheasant have shown some recovery since the difficult winter of 1996-97 though numbers are still below the long term average. Ruffed Grouse numbers dropped slightly this year but are still above long term averages. Resident corvid populations are high most notably Black-billed Magpies and Common Ravens. Ravens were remarkably common south of the forest and their increasing winter distribution has been ongoing over the past two decades.

This year 71% of the counts recorded ravens with only those counts of the extreme southwest having no ravens.

House Finch numbers in Saskatchewan follow the continental pattern and continue to increase. First reported on a count in 1992, numbers and locations have increased dramatically in the past six years (Figure 1). Not only are they found on large urban centre counts but are now also on smaller town counts.

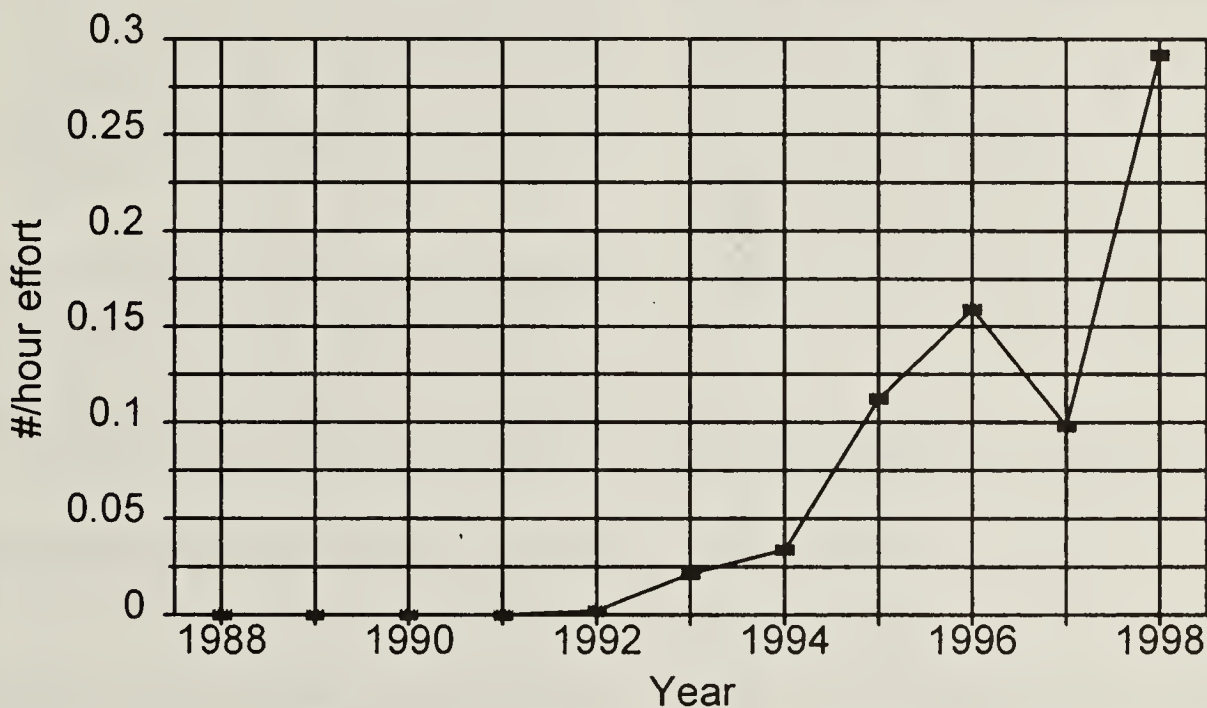


Figure 1. House Finch populations on Saskatchewan Christmas bird counts (1988-98)

Count Areas and Participants

(Names of compilers are in italics).

1. ARCHERWILL. Faye Black, *Ken Folstad*, Pauline Hnetka, Annette Kozak, Judy Revoy, Doris Slind.

2. ARMIT. Valeri Harris, *Wayne Harris*, Sheila Lamont.

3. BANGOR. *Jean Hilton*.

4. BEAUVALL. *Jim Mills*, Rick Sanderson.

5. BIGGAR. Dale Booth, Wayne Renaud, *Guy Wapple*, Robert Wapple, Sandra Wapple.

6. BIRCH HILLS. Marg Mareschal, *Moe Mareschal*, Don Weidl.

7. BRIGHTWATER RESERVOIR. Keith Hobson, *Alan Smith*.

8. BROADVIEW. Marlene Barnes, Ted Barnes, Doug Boivin, Barbara Weidl, *Don Weidl*, Lorraine Weidl, Tony Weidl.

9. BROMHEAD. Martin Bailey, *Carol Bjorklund*.
Lockerbie, Sue McAdam, *Melody Nagel-Hisey*, Steve Van Wilgenberg.
10. CANDLE LAKE. Carmen Dodge, Marg Mareschal, Moe Mareschal, *Don Weidl*.
20. DUCK LAKE. Keith Hobson, *Alan Smith*.
11. CHITEK LAKE. *Marcel Cornect*.
21. DUVAL. George Herber, *Lloyd Saul*.
12. CLARK'S CROSSING. Carol Blenkin, Lucille Bradatsch, Erin Chatwell, Dave Cook, Louise Cook, Martha Guy, Tim Haughian, Darlene Hay, Jim Hay, Marlene Kalanack, Kay Krueger, Sarah Kuzmicz, Gerard Lahey, Doug McLean, Mack Miller, Garth Nelson, Menno Nickel, Hilda Noton, Lynn Oliphant, Randy Olson, Betty Penner, Stan Shadick, Rhonda Shewfelt, Martin Stoffel, Loren Teed, Ivor Thokle, Kirk Wallace, *Michael Williams*, Jim Wood.
22. EASTEND. *Robert Gebhardt*, *Joan Hodgins*.
13. COCHIN. *Daryl Johannesen*, Kaitlin Johannesen, Kristine Johannesen.
23. EMMA LAKE. Glen Hanson, Jean Hanson, *Deanna Krug*, Norman Krug.
14. COLD LAKE, AB - PIERCELAND, SK. Jessica Roy, J. Frank Roy.
24. ENDEAVOUR. *Norman Harris*.
15. CORONACH. Valeri Harris, *Wayne Harris*, Sue McAdam.
25. ESTEVAN. Valeri Harris, *Wayne Harris*, Sue McAdam.
16. CRAVEN. Margaret Belcher, Betty Binnie, Jim Cummings, Norman Herriot, *Trevor Herriot*, Phil Holloway, Bob Kreba, Kevin Moore, Ron Myers, Curtis Pollack, Dylan Pollack.
26. ESTUARY NORTH. Cathy Cocks, *Dean Francis*.
17. CROOKED LAKE. Bill Livsay, Mayta Livsay, Boyd Metzler, John Pollock, *Dorothy Skene*, Ed Skene.
27. FENTON. *Carman Dodge*, Don Weidl.
18. CROOKED RIVER. *Margaret Mehler*, Morley Mehler.
28. FIFE LAKE. *Martin Myers*, Robert Rafuse.
19. CYPRESS HILLS PROVINCIAL PARK (Centre Block). Gary Churchill, Enid Cumming, John Douglas, Shirley Helmerson, Marilyn Scheller, Val Harris, Wayne Harris, Cameron
29. FORT QU'APPELLE. James Armstrong, Phyllis Bordass, Errol Cochrane, Anne Davies, Doug Harman, *Ronald Hooper*, Calvin Horseman, Alice Isfan, Vic Lamontagne, Kaye Lindgren, Jack Lowe, Allan Mlazgar, Webb Palmer, Paul Paquin, Lorne Rowell, Lloyd Talbot.
30. FORT WALSH. Pat Bulman, Valeri Harris, Wayne Harris, Ron Jensen, Burke Korol, Sheila Lamont, Susan McAdam, Wilkes Parsonage, Wayne Renaud, *Guy Wapple*.
31. GARDINER DAM. Pat Bulman, Terri Davidson, Greg Fenty, Valeri Harris, Wayne Harris, Mary Houston, Stuart Houston, Jeff Jensen, Ron Jensen, Burke Korol, Sheila Lamont,

Cameron Lockerbie, Susan McAdam, Wayne Renaud, *Guy Wapple*.

32.GOOD SPIRIT LAKE. *Bill Anaka, Joyce Anaka, Dorothy Riesz, Ray Riesz, Julia Wiwchar.*

33.GOVENLOCK. Pat Bulman, Valeri Harris, *Wayne Harris*, Ron Jensen, Burke Korol, Sheila Lamont, Sue McAdam, Wayne Renaud, Guy Wapple, Robert Wapple.

34.GRASSLANDS NATIONAL PARK (NW). Alison Amero, Denis Blais, Shelly Duquette, Pat Fargey, Travis Godneir, *Olaf Jensen*, Dennis Madsen, Carol Masecar, Julie Parsonage.

35.GRAYSON. *Charles Helm*, Daniel Helm, Linda Helm, Karl Zimmer.

36.HARRIS. Wayne Renaud, *Guy Wapple*, Robert Wapple.

37.HEPBURN. Alice Pilatus, *Phyllis Siemens*.

38.HERSCHEL (Coal Mine Coulee). Wayne Renaud, *Robert Wapple*.

39.HOLBIEN. Chlorus Harris, *Helen Harris*.

40.HORSESHOE BEND (North of Kinistino). Daveen Berg, Dannelle Messer, *Verna Messer*, Alexis Simmons.

41.INDIAN HEAD. Carol Beaulieu, Denise Beaulieu, Graeme Beaulieu, Lauren Beaulieu, Mark Beaulieu, Vic Beaulieu, Irv Escott, *David Gehl*, Roberta Gehl, Gordon Howe, Dora Nichols, Ellen Varley, Ann Willerth, Gordon Willerth.

42.KAMSACK. George and Hazel Bernard, Agnes Betz, Mable Buceuk, Marlon Brock, Fred Chornoff, Lindee Dewores, Barb and Doug Elsaser, Bill Koroluik, Laura Loeppky, Leslie and Molly Pool, Kelsey and Ryley Rezansoff, *Isabel Ritchie*, Elsie Severson, Selma Smandych, Elenor Sookocheef, Joyce Ualow, I. Zeiben.

43.KELVINGTON. Pat Finnie, *Dianne Sloan*, Marguerite Sloan.

44.KENASTON. *Lawrence Beckie*.

45.KENOSEE LAKE. Boyd Metzler, *John Pollock*.

46.KINDERSLEY. *Jean Harris*, Keith Harris.

46.KINISTINO. *Chris Derksen*.

47.KINLOCH. *Don Forbes*, Doreen Forbes, Merle Jackson, Cliff Logan, Florence Olecsiewicz, Wilf Rodenberg.

48.KUTAWAGAN LAKE. Valeri Harris, *Wayne Harris*, Sheila Lamont.

49.LAST MOUNTAIN LAKE N.W.A. Anne Harris, Valeri Harris, *Wayne Harris*, Sheila Lamont.

50.LEADER (North). *Daisy Meyers*.

51.LEADER (South). *Brenda Flood*, John Flood.

52. LIVELONG. *Sarah Pavka*.

53.LOVE - TORCH RIVER. Ken Blaine, Lorna Blaine, *Bert Dalziel*, Duke Dalziel, Joan Dalziel, Kari Dalziel, Nora Dalziel, Sara Dalziel, Betty Donovan, Bruce Donovan, Eileen L'Heureux, Paul L'Heureux, George Lidster, Jean Lidster, Mildred Long, Lynn Matthews, William Matthews.

54. LUSELAND. Kelly Cotter, Estelle Finley, Graeme Finley, Kerry Finley, *Kim Finley*, Laura Finley, Theron Finley, Val Finley, Bill Frey, Brent Honeker.
55. MACDOWALL. *Myron Barton*.
56. MAYVIEW. *Judith Graham*.
57. MEADOW LAKE. Bill Caldwell, Byron Golly, Stuart Golly, Tyler Golly, Lorraine Twidale, Joe Twidale, *Bob Wilson*.
58. MELFORT. *Frieda Markland*.
59. MELVILLE. Donna Alberts, Bill Barmby, *Marion MacLean*, Mildred Wotherspoon.
60. MISSINIBE. *Shirley Glass*.
61. MOOSE JAW. Elsie Adkins, Jack Adkins, Pam Albert, Ron and Vi Anderson, Vivien Brailean, Doug and Helen Brunsdon, Barry and Fern Dowse, Al Gurnsey, Kerry and Robert Handley, Bob and Pat Kern, Eve King, Cy and *Leith Knight*, Allan Lemieux, Bill McDonald, Connie and Hugh McIntyre, Jean Anne and Len Mowchenko, Helen and Peter Norys, Lloyd Stewart, Arie Van Dorland.
62. MOOSE MOUNTAIN. *Greg Bobbitt*, Ross Douglas, Dick Gutfriend.
63. NAICAM. *Lavawn Jensen*.
64. NIPAWIN. Vi Budd, *Joyce Christiansen*, Bert Dalziel, Judith Friswell, Doug Pegg, Helen Pegg, Shirley Phillips, Jocelyn Thresher, Ruth Thresher.
65. NISBET FOREST WEST (NW of Crutwell). Kim Clark, Kiri Clark, Suzanne Clark, Ev Marshall.
66. PIKE LAKE. Nancy Allan, Tony Allen, Lawrence Beckie, Carol Blenkin, Patrick Bulman, Debbie Chatfield, David Cook, Louise Cook, Chantel Crossman, Mary Gilliland, Bob Girvan, Bernie Gollop, Mike Gollop, Robert Johanson, Regina Koenders, Kay Krueger, Gerard Lahey, Hilda Noton, Keith Pahl, Amanda Plante, *Frank Roy*, Maureen Scarfe, Doug Schneider, Marguerite Schneider, Stan Shadick, Martin Stoffel, Kirk Wallace, Ron Watson, Karen Wiebe, Michael Williams, Kay Willson, Phil Willson, Jim Wood, Lois Wooding, Adelle Young, Jackson Young, Nancy Young, John Yuen.
67. PORCUPINE PLAIN. *Keith Larwood*.
68. PREECEVILLE. Francis Buryk, Peter Buryk, Dallas Fairburn, Mary Mitchell, Muriel Mitchell, *Russ Peet*, Leona Pollock, Ella Smith, David Weiman.
69. PRINCE ALBERT. Les Anderson, Barry Bell, John Burt, Pamela Burt, Kim Clark, *Carman Dodge*, Keith Dodge, Philippe Gaudet, Joe Graumans, Alice Hambleton, Don Hambleton, Sandra Jewel, Eric Laing, Joyce Laing, Lillian Lubky, Jennie Mindiuk, Gerald Murphy, Helen Placsko, Les Senner, Winona Senner, Ted Snow, Beryl Wait, Don Wait.
70. PRINCE ALBERT NATIONAL PARK. Susan Carr, Allison Fisher, Bill Fisher, Kim Fisher, Ruby Fisher, Dan Frandsen, Jay Frandsen, Shanna Frith, Doug Gullickson, Scott Keeseey, Brad Lloyd, Kurt Mazur, Bradley Muir, *Adam Pidwerbeski*, Lawrence Pidwerbeski, Samuel Pidwerbeski, Jeni Rudisill, Bob Turnbull, Dave Wieder, Cam Zimmer, Robin Zimmer.

71. QU'APPELLE VALLEY DAM. Cameron Lockerbie, Frank Roy, *Michael Williams*, Phil Willson.
72. RAYMORE. Anne Harris, Valeri Harris, *Wayne Harris*, Sheila Lamont.
73. REGINA. Peter Ashcroft, Delmar Bamford, Margaret Belcher, Lionel Bonneville, Stephane Bonneville, Rick Douslin, Jim Elliott, Janet Galger, Jonathon Herriot, Kate Herriot, Trevor Herriot, *Dale Hjertaas*, Estelle Hjertaas, Paule Hjertaas, Phyllis Ilsley, Bob Kreba, Linda Langenbacher, Rheal Laroche, Catherine Ann Marr, Anne-Marie Murphy, Ron Meyers, Jean Ottosen, Katrina Ottosen, Jean Parker, Wayne Pepper, Brian Rainey, Curt Schroeder, Gerald Small, Kim Stevenson, Frank Switzer.
74. ROCKGLEN - BORDERLAND. *Bob Rafuse*.
75. ROUND LAKE (Qu'Appelle Valley). Pat Connolley, *Doug Francis*, Boyd Metzler, John Pollock, Pat Ward.
76. SASKATCHEWAN LANDING PROVINCIAL PARK. Val Harris, *Wayne Harris*, Jeff Jensen, Ron Jensen, Cameron Lockerbie, Susan McAdam.
77. SASKATCHEWAN RIVER FORKS. Carman Dodge, *Don Weidl*.
78. SASKATOON. Bruce Acton, Don Adams, Darlene Aikman, Nancy Allan, Tony Allen, Juhachi Asai, Kengo Asai, Rika Asai, Sumiko Asai, Bob Besant, Jeff Besant, Joyce Besant, Bruce Brotzel, Don Beazely, Mark Bidwell, Gladys Baxter, Howard Baxter, David Cook, Louise Cook, Eileen Dalglish, Ed Driver, Marg Driver, Randi Edmonds, Fran Eldridge, Melanie Elliott, Jeanine Fleury, Margaret Freund, Martin Gerard, Marschall Gilliland, Mary Gilliland, Bernie Gollop, Maddie Gollop, Mike Gollop, Jean Gordon, Bob Green, Kaija Harris, Tim Haughian, Marty Helgerson, John Horton, David Houston, Donald Houston, Mary Houston, Stuart Houston, Marlene Kalanack, Gordon Koshinsky, Margaret Koshinsky, Barbara Kozmyk, Gerard Lahey, Catherine Laratte, Anna Leighton, Ted Leighton, Louise Roy Mark, Edna McCawley, Terry McCawley, Shirley McKercher, David Miller, Kathryn Miller, Meewasin Valley Authority staff (2), Bob Nelson, Garth Nelson, Lillian Nelson, Bruce Noton, Hilda Noton, Lynn Oliver, Keith Pahl, Amanda Plante, Garry Rector, Wayne Renaud, Edith Riekman, Allan Rosenberg, Marella Rosta, Andy Salisbury, Craig Salisbury, Lorraine Salisbury, Rob Salisbury, Maureen Scarfe, Doug Schmeiser, Susan Skinner, Jim Smart, Al Smith, Janice Solem, Angela Stern, Martin Stoffel, Flo Turcot, Hilda Voth, Heather Wagg, Kirk Wallace, Jim Wedgwood, George West, Colette Wheler, *Michael Williams*, Ben Willson, Jennifer Willson, Kay Willson, Phil Willson, Jim Wood, Judy Wood, Lois Wooding, Dan Zazelenchuk, Norman Zlotkin.
79. SHAMROCK. *Hugh Henry*.
80. SKULL CREEK. Catherine Bennetto, *Eileen Bennetto*, Ray Bennetto, Sharon Bennetto, Tim Bennetto, Doris Bircham, Ralph Bircham, Greeba Drever, Betty Mann, Robert Mann, Joanne Peterson, Larry Petterson, Harvey Wasilow.
81. SNOWDEN. Bonny Bailey, Rita Birhenthal, Elenor and Mike Bodnaruk, *Irene Hagel*, Karen Hagel, Jenny Johnson, Ralph Johnson,

Violet Lien, Lorne Lindberg, Sharon Lindberg, Jack Pickett, Vera Schemenauer, Orville Shwetz, Vicky Shwetz, Bev Smears, Harold and Irene Thompson.

82.SPALDING. Bill Spizawka, Christina Spizawka, Jamie Spizawka, Kerry Spizawka, *Velma Spizawka*.

83.SPRUCE HOME. *Sharon and Tom Dice*.

84.SQUAW RAPIDS. Valeri Harris, *Wayne Harris*, Sheila Lamont, Guy Wapple.

85.SWIFT CURRENT. Evelyn Anderson, James Beattie, Noris Currie, Larry Dudragne, Hugh Henry, Jeff Jensen, Julie Jensen, *Ron Jensen*, Doreen Kreuger, Walt Kreuger, Arlene Lawson, Doug Lawson, Sue McAdam, Albert Otway, Ted Philipchuk, John Pound, Floyd Stinson, Irene Stinson, Kae Waters, John Weston, Pearl Weston, Verdella Zacharias.

86.TISDALE. George Curry, Marjorie Curry, Jenny Fretshaw, Vince Fretshaw, *Joyce Mohr*, Jim Wright, Mary Wright.

87.TOGO. Barb Elsasser, *Doug Elsasser*.

88.TURTLE LAKE. E.M. *Robinson*, Marie Robinson.

89.WALDHEIM. Barb Epp, Vicki Gossen.

90.WATSON. Doris Breker, Doreen MacDonald, Irene Sampson, *Patricia Sterzuk*, Doreen Weber.

91.WELDON. *Ada Hawrish*, Bernard Hawrish.


92.WELDON. *Carmen Hanson*.

93.WEYBURN. Leo Belanger, Sophie Belanger, Bob Cameron, Jeff Cameron, Lucille Cameron, Fred Garner, *Dick Gutfriend*, Kelly Kozij, Grace Kurtz, Cy Marcotte, Keith Sakatch, Norbert Schultz, Stewart Stairmand, Sid Trepoff.

94.WHITE BEAR. Darryl Jordheim, Floyd Jordheim, *Sig Jordheim*, Greg McCulloch, Keely McCulloch, Lynette McCulloch.

95.WHITEWOOD. Ellen Blyth, Stephen Ede, Tom Ede, Joyce Jordan, Wilfred Jordens, Bernice Juzyniec, Felix Juzyniec, Jean Meadows, *Boyd Metzler*, John Pollock, Alfred Pritchard, Florence Pritchard, Lenore Santo, Diane Veresh, Pat Ward, Jean Wilson, Edwin Wyatt, Elain Wyatt.

96.YORKTON. Bill Anaka, Joyce Anaka, Elinor Hjertaas, *Mark Kornder*, Boyd Metzlar, Ray Riesz, Geoff Rushowick, Patrick Rushowick, Dorothy Skene, Ed Skene, Harold Wilkinson.



Great Crested Flycatcher

Ray Pettinger

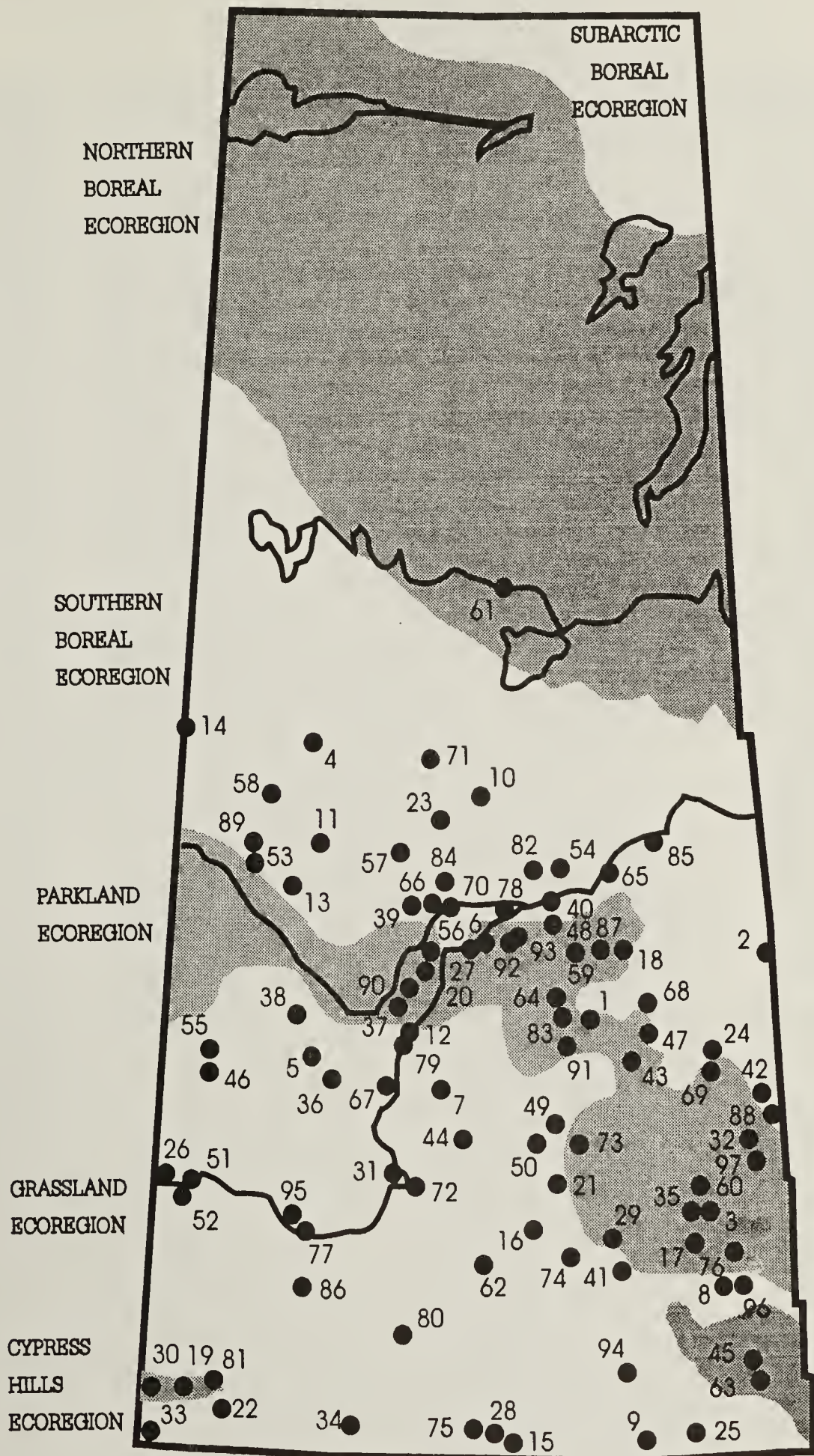


Figure 1.
Location of 1998 counts (numbers correspond to locality names in Tables)

Table 1-1: COUNT WEATHER CONDITIONS

	COUNT	DATE	MINIMUM TEMPERATURE °C	MAXIMUM TEMPERATURE °C	MINIMUM WIND (kmph)	MAXIMUM WIND (kmph)	MINIMUM SNOW (cm)	MAXIMUM SNOW (cm)	SKY AM	SKY PM
1	ARCHERWILL	Dec. 29, 1998	-25	-22	0	5	8	10	clear	clear
2	ARMIT	Jan. 02, 1999	-30	-25	2	15	5	10	mostly clear	clear
3	BANGOR	Dec. 31, 1998	-32	-25	20	25	10	15	mostly clear	mostly clear
4	BEAUVALL	Jan. 03, 1999	-38	-23	0	4	38	45	mostly clear	overcast
5	BIGGAR	Dec. 27, 1998	-15	-12	0	16	0	8	partly cloudy	partly cloudy
6	BIRCH HILLS	Dec. 22, 1998	-22	-21	30	50	5	8	mostly clear	partly cloudy
7	BRIGHTWATER	Dec. 21, 1998	-25	-20	5	10	0	10	mostly clear	mostly clear
8	BROADVIEW	Dec. 26, 1998	-21	-15	5	10	3	8	partly cloudy	partly cloudy
9	BROMHEAD	Dec. 31, 1998	-25	-20	0	5	5	30	mostly clear	partly cloudy
10	CANDLE LAKE	Dec. 30, 1998	-22	-21	10	15	10	15	overcast	partly cloudy
11	CHITEK LAKE	Dec. 20, 1998	-28	-22	0	2	10	18	mostly clear	mostly clear
12	CLARK'S	Dec. 19, 1998	-20	-18	0	15	1	15	overcast	mostly clear
13	COCHIN	Dec. 27, 1998	-17	-15	2	5	5	10	partly cloudy	partly cloudy
14	COLD	Dec. 26, 1998	-17	-15	0	10	10	15	mostly clear	mostly clear
15	CORONACH	Dec. 23, 1998	-20	-16	15	35	0	2	clear	clear
16	CRAVEN	Dec. 19, 1998	-24	-20	10	15	20	45	clear	mostly clear
17	CROOKED LAKE	Dec. 21, 1998	-30	-25	30	40	10	13	clear	clear
18	CROOKED	Dec. 28, 1998	-25	-25	0	0	15	18	mostly clear	mostly clear
19	CYPRESS HILLS	Dec. 30, 1998	-16	-11	15	20	15	30	partly cloudy	mostly clear
20	DUCK LAKE	Dec. 29, 1998	-30	-20	0	5	0	20	mostly clear	partly cloudy
21	DUVAL	Dec. 28, 1998	-29	-22	0	9	0	15	clear	mostly clear
22	EASTEND	Dec. 29, 1998	-15	0	0	0	0	18	clear	clear
23	EMMA LAKE	Jan. 02, 1999	-27	-17	0	10	12	15	clear	partly cloudy
24	ENDEAVOUR	Dec. 22, 1998	-22	-19	15	20	15	25	heavy fog	light fog
25	ESTEVAN	Dec. 24, 1998	-20	-15	10	30	0	2	clear	clear
26	ESTUARY	Jan. 03, 1999	-23	-17	5	10	5	10	mostly clear	clear
27	FENTON	Dec. 21, 1998	-30	-22	20	30	8	10	mostly clear	mostly clear
28	FIFE LAKE	Dec. 29, 1998	-26	-20	2	15	0	10	mostly clear	mostly clear
29	FORT	Dec. 18, 1998	-18	-10	20	40	3	5	mostly clear	mostly clear
30	FORT WALSH	Dec. 19, 1998	-25	-20	16	40	0	25	partly cloudy	partly cloudy
31	GARDINER DAM	Dec. 21, 1998	-31	-25	16	30	0	7	clear	partly cloudy
32	GOOD SPIRIT	Jan. 03, 1998	-34	-24	5	15	8	25	clear	clear
33	GOVENLOCK	Dec. 20, 1998	-26	-15	5	25	0	0	clear	mostly clear
34	GRASSLANDS	Dec. 21, 1998	-25	-20	5	10	2	4	clear	
35	GRAYSON	Dec. 26, 1998	-21	-8	2	10	0	25	partly cloudy	partly cloudy
36	HARRIS	Dec. 23, 1998	-21	-18	0	10	4	6	mostly clear	partly cloudy
37	HEPBURN	Dec. 30, 1998	-21	-21	0	0	8	12	clear	clear
38	HERSCHAL	Dec. 29, 1998	-25	-20	0	20	0	10	partly cloudy	mostly clear
39	HOLBEIN	Dec. 27, 1998	-22	0	0	0	10	15	light fog	light fog
40	HORSESHOE	Jan. 01, 1998	-30	-21	0	0	2	10	mostly clear	clear
41	INDIAN HEAD	Dec. 27, 1998	-20	-15	10	15	25	30	mostly clear	mostly clear
42	KAMSACK	Dec. 26, 1998	-30	-28	40	50	30	60	clear	clear
43	KELVINGTON	Dec. 31, 1998	-21	-21	0	0	10	15		overcast
44	KENASTON	Dec. 21, 1998	-24	-15	5	10	0	0	mostly clear	partly cloudy
45	KENOSEE LAKE	Dec. 20, 1998	-26	-22	15	20	10	25		clear
46	KINDERSLEY	Dec. 26, 1998	-22	-18			0	1	partly cloudy	overcast
47	KINISTINO	Dec. 26, 1998	-27	-25	0	0	8	60	clear	clear
48	KINLOCH	Jan. 03, 1999	-31	-23	0	5	10	15	clear	mostly clear
49	KUTAWAGAN	Dec. 27, 1998	-19	-15	10	20	0	2	partly cloudy	overcast

Table 1-2: COUNT WEATHER CONDITIONS

COUNT	DATE	MINIMUM TEMPERATURE °C	MAXIMUM TEMPERATURE °C	MINIMUM WIND (kmph)	MAXIMUM WIND (kmph)	MINIMUM SNOW (cm)	MAXIMUM SNOW (cm)	SKY AM	SKY PM	
50	LAST MTN. L.	Dec. 26, 1998	-24	-16	25	30	0	0	overcast	overcast
51	LEADER (N)	Dec. 26, 1998	-16	-8	10	20	0	20	partly cloudy	partly cloudy
52	LEADER (S)	Dec. 26, 1998	-20	-10	15	17	5	8	clear	clear
53	LIVELONG	Dec. 30, 1998	-20	-15	0	0	20	25	overcast	partly cloudy
54	LOVE-TORCH R.	Dec. 26, 1998	-23	-21	0	5	20	30	overcast	overcast
55	LUSELAND	Dec. 26, 1998	-14	-8	10	15	0	4	partly cloudy	partly cloudy
56	MACDOWALL	Dec. 25, 1998	-21	-18	0	6	1	3	mostly clear	partly cloudy
57	MAYVIEW	Dec. 23, 1998	-21	-21	20	20	15	15	partly cloudy	partly cloudy
58	MEADOW LAKE	Dec. 27, 1998	-18	-15	0	5	12	15	overcast	overcast
59	MELFORT	Dec. 28, 1998	-32	-28	0	5	0	5	partly cloudy	partly cloudy
60	MELVILLE	Dec. 26, 1998	-23	-18	10	10	5	30	clear	clear
61	MISSINIFE	Jan. 01, 1999	-32	-30	0	0	10	20	overcast	overcast
62	MOOSE JAW	Dec. 26, 1998	-14	-7	11	19	0	2	partly cloudy	overcast
63	MOOSE	Dec. 30, 1998	-18	-13	10	30	6	13	overcast	overcast
64	NAICAM	Dec. 31, 1998	-18	-12	0	5	25	30	partly cloudy	overcast
65	NIPAWIN	Dec. 29, 1998	-30	-30	0	5	8	10		clear
66	NISBET FOREST	Jan. 01, 1999	-20	-15	0	8	1	15	partly cloudy	mostly clear
67	PIKE LAKE	Jan. 02, 1998	-26	-23	0	10	10	25	clear	clear
68	PORCUPINE	Dec. 28, 1998	-28	-20	5	10	15	25	clear	clear
69	PREECEVILLE	Dec. 27, 1998	-15	-11	15	25	10	15	overcast	partly cloudy
70	PRINCE ALBERT	Dec. 20, 1998	-34	-27	10	15	8	15	clear	mostly clear
71	PRINCE ALBERT	Dec. 20, 1998	-34	-25	0	10	10	20	mostly clear	partly cloudy
72	QU'APPELLE V.	Dec. 20, 1998	-25	-23	5	15	5	20	mostly clear	mostly clear
73	RAYMORE	Dec. 25, 1998	-27	-16	15	50	0	5	clear	clear
74	REGINA	Dec. 26, 1998	-22	-8	0	10	0	4	mostly clear	overcast
75	ROCKGLEN	Jan. 02, 1999	-18	-16	15	20	25	30	clear	clear
76	ROUND LAKE	Dec. 19, 1998	-27	-16	0	15	6	8	mostly clear	mostly clear
77	SK. LANDING	Dec. 22, 1998	-22	-16	20	30	0	6	overcast	mostly clear
78	SK. RIVER	Dec. 23, 1998	-23	-22	15	25	5	10	clear	clear
79	SASKATOON	Dec. 26, 1998	-21	-12	0	15	2	10	overcast	partly cloudy
80	SHAMROCK	Dec. 22, 1998	-18	-16	40	55	2	6	clear	clear
81	SKULL CREEK	Dec. 26, 1998								
82	SNOWDEN	Dec. 30, 1998	-25	-16	0	0	4	15	overcast	clear
83	SPALDING	Dec. 27, 1998	-24	-18	0	0	16	20	clear	clear
84	SPRUCE HOME	Dec. 27, 1998	-30	-10	0	0	5	10	mostly clear	mostly clear
85	SQUAW RAPIDS	Jan. 02, 1999	-30	-27	10	20	20	30	overcast	partly cloudy
86	SWIFT CURRENT	Jan. 03, 1999	-21	-18	10	20	15	30	partly cloudy	partly cloudy
87	TISDALE	Jan. 02, 1999								
88	TOGO	Dec. 27, 1998	-28	-28	0	0	15	15		
89	TURTLE LAKE	Jan. 01, 1999	-30	-20	0	0	12	12		
90	WALDHEIM	Dec. 19, 1998	-25	-20			5	5		
91	WATSON	Jan. 03, 1999	-30	-27	0	0	8	25	clear	clear
92	WELDON - 1	Jan. 01, 1998	-30	-25	0	5	10	12	overcast	partly cloudy
93	WELDON - 2	Dec. 28, 1998	-25	-20	0	5	8	15	clear	clear
94	WEYBURN	Dec. 19, 1998	-23	-18	0	10	5	7	mostly clear	mostly clear
95	WHITE BEAR	Dec. 27, 1998	-12	-10	0	0	0	15	partly cloudy	mostly clear
96	WHITEWOOD	Dec. 27, 1998	-17	-13	10	15	10	20	mostly clear	mostly clear
97	YORKTON	Dec. 28, 1998	-28	-24	5	15	5	20	mostly clear	mostly clear

Table 2-1: COUNT COVERAGE

LOCALITY	EFFORT						HABITAT												
	# OBSERVERS	KM ON FOOT	HOURS ON FOOT	KM BY VEHICLE	HOURS BY VEHICLE	HOURS AT FEEDERS	EVERGREEN	MIXEDWOOD	DECIDUOUS	ASPEN/FARMLAND	ASPEN/PRAIRIE	PRAIRIE	TAME PASTURE	CULTIVATED	YARDS/SHELTERBELT	URBAN	OPEN WATER	LANDFILL	RIPARIAN
ARCHERWILL	6	4	2	20	2	6		10	15						60	15			
ARMIT	3	10	4	105	4		10	40	40	10									
BANGOR	1	2	1	10	2	4				25				25	50				
BEAUVAIL	2						25	60	10				2	1	2				
BIGGAR	5	23.5	10.75	245	9.75	2				15				27	28	30			
BIRCH HILLS	3	2	1	98	4.5	3			4	30	5		5	40	10	5	1		
BRIGHTWATER	2	5	2.5	114	5.75				15		20	10	4	20	30		1		
BROADVIEW	7	4	1.5	160	5.5	2	1		14	20		15		30	10	10			
BROMHEAD	2	1	0.5	59	4.5									90	10				
CANDLE LAKE	4	4	2	158	4.5		20	50	20							10			
CHITEK LAKE	1	3	2	15	2.5	0.5	10	10		25						50		5	
CLARK'S CROSS.	29	31.6	20.9	525	26.6	7	1		2	12	10	3	2	11	14	19	2	4	10
COCHIN	3	2	0.75	90	5				10	60	5			20		5			
COLD L.-PIERCEL.	2	2	1.5	131	5	0.5		30						10	10	50			
CORONACH	3	1	1	180	7							10		60	5	5	20		
CRAVEN	11	5	3	377	19	2				10	15			35	10	25	5		
CROOKED LAKE	6	0.2	0.25	166	5.5	1.25			25	15					5	15		40	
CROOKED RIVER	2	1	1	50	1	2.5			33		33				34				
CYPRESS HILLS	11	15	4	30	4	3	60	20				10			10				
DUCK LAKE	2	10	4	105	4.5			65	5	15				4	1	10			
DUVAL	2	3	2	131	4	1			10	5	1	1		40	23	20			
EASTEND	2	4	3.25	40	3							15		30		55			
EMMA LAKE	4	1.5	1	55	3.5	4		95							5				
ENDEAVOUR	1	4	3	20	2			40		60									
ESTEVAN	3	5	3	145	7				20			20		20		20	20		
ESTUARY	2	5	3	120	3				25			45			30				
FENTON	2	2	0.75	130	4.75	1				10				75	10	5			
FIFE LAKE	2	1	0.75	100	4							5		30	20	5	40		
FORT QU'APPELLE	16	1	1	60	3	11		5	20		20	5		10	10	20	10		
FORT WALSH	10	50	24.5	123	11.5			33				2		4	4				57
GARDINER DAM	15	12.5	6.25	309	29.25					7				32	31		20		10
GOOD SPIRIT LAKE	5	1	0.5	108	5.5	0.5		2	3	5	20	40	2	5	20	2	1		
GOVENLOCK	9	16	8	300	13							50		25	25				
GRASSLANDS N.P.	9	3	1	150	8							80	10	5	5				
GRAYSON	4	7	2	50	3	1			20	30				15	20	5	10		
HARRIS	3	8	4	173	6.5					19				32	32	17			
HEPBURN	2	1	1	12	1	3				10						90			
HERSCHAL	2	6	2.5	225	4					45	10	5			5				35
HOLBEIN	2					8									100				
HORSESHOE BEND	4	1	3			1		10			10				80				
INDIAN HEAD	15	8	2	193	4	15				20	10		5	20	20	20	5		
KAMSACK	21														100				
KELVINGTON	3			62	2.5	5				30				60	10				
KENASTON	1	1	0.5	15	2	2				40				10	45	5			
KENOSEE LAKE	2			108	3.5	1			20	20						60			
KINDERSLEY	2			87	4								8	30	60	2			
KINISTINO	1	4	2	21	0.5	1									70	30			
KINLOCH	6	3	2	45	1.5	13	15	20	15	10					40				

Table 2-2: COUNT COVERAGE

LOCALITY	EFFORT						HABITAT												
	# OBSERVERS	KM ON FOOT	HOURS ON FOOT	KM BY VEHICLE	HOURS BY VEHICLE	HOURS AT FEEDERS	EVERGREEN	MIXEDWOOD	DECIDUOUS	ASPEN/FARMLAND	ASPEN/PRAIRIE	PRAIRIE	TAME PASTURE	CULTIVATED	YARDS/SHELTERBELT	URBAN	OPEN WATER	LANDFILL	RIPARIAN
KUTAWAGAN	3	2	1	210	8				20	10	10		40	10	10				
LAST MTN. L.	4	3	2	210	5				10		30		50	5	4	1			
LEADER (S)	2			270	6	3					50		30	10	10				
LIVELONG	1	4	2			4							20		80				
LOVE-TORCH R.	17	2	2	100	4	28	10		10				10	50	20				
LUSELAND	10	14	6	250	5	4			20	10	5	5	15	20	25				
MACDOWALL	1	2	2	25	2	2	10	10	10	50			10	10					
MAYVIEW	1							99							1				
MEADOW LAKE	7	9	4.5	135	4.5	8		20					15	30	35				
MELFORT	1	2	1			2							25	75					
MELVILLE	4	3	2	25	1.5	3			10				5	60	25				
MISSINIPE	1	3	2			3	28								72				
MOOSE JAW	28	13	7	82	4	7							10		45				45
MOOSE MOUNTAIN	3	4	1	182	4.5				40	20			15		25				
NAICAM	1					6								100					
NIPAWIN	9				3	3	80		10						10				
NISBET FOREST	4	5	1	100	4		10		30				40	10	10				
PIKE LAKE	37	46	20	334	12	4.9			15	10		5	15	15	40				
PORCUPINE PLAIN	1	1	1	60	4.5	1													
PREECEVILLE	9	9	6	142	5	16	25		50	20				5					
PRINCE ALBERT	24	19.5	4.3	560	20.8	25		20					5		75				
PRINCE ALBERT	21	35	19.5	69	3.5		20	50	20						5	5			
QU'APPELLE V.	4	4	3.6	211	5.1			1	15	10	5	4	15	20	20	5	5		
RAYMORE	4	5	3	231	7	1			70				10	10	10				
REGINA	30	69	28	741	26	3			8	3	5	6	30	22	26				
ROCKGLEN	1	1	1	80	4							20	70	10					
ROUND LAKE	5	1	0.5	228	10				40	10			25	5		20			
SK. LANDING P.P.	6	5	3	150	10							30	30	9		1			30
SK. RIVER FORKS	2	2.5	1.5	75	3.5		10	20	5	5		5	40	10		5			
SASKATOON	101	98	60	1052	63	97		1	4	12		1	1	9	12	58	2		
SHAMROCK	1			64	3.5								5	85	10				
SKULL CREEK	13																		
SNOWDEN	18	2.5	1.5	126	3.5	4		10					20	50	20				
SPALDING	5	1	0.5	45	3	3		40						20	40				
SPRUCE HOME	2					3		50		50									
SQUAW RAPIDS	4	20	8	130	8		10	60	10		10							10	
SWIFT CURRENT	22	24	12	346	15.5	17.5						2	2	80	5	10	1		
TISDALE	7					12								30	70				
TOGO	2					3					100								
TURTLE LAKE	2			106	5	6	25	25		25			25						
WALDHEIM	2			50	1	4							40		60				
WATSON	5	1	1	73	3.75	2			25		25		25	15	10				
WELDON - 1	2					7					40				60				
WELDON - 2	1	3	2	55	2	1		50		25				25					
WEYBURN	13	7	3	295	4	1					5		50	10	35				
WHITE BEAR	6	22	8	48	1.5								15	5					80
WHITEWOOD	21	12	8.5	381	11.5	24			25				5	20	50				
YORKTON	11	5	2	151	8	1			50						50				

Table 3-1. SPECIES RECORDED FROM MORE THAN EIGHT LOCALITIES
(+ = species seen during the count period but not on count day)

SPECIES	LOCALITY and DATE	ARCHERWILL December 29, 1998	ARMIT January 02, 1999	BANGOR December 31, 1998	BEAUVAL January 03, 1999	BIGGAR December 27, 1998	BIRCH HILLS December 22, 1998	BRIGHTWATER RES. December 21, 1998	BROADVIEW December 26, 1998	BROMHEAD December 31, 1998	CANDLE LAKE December 30, 1998
CANADA GOOSE											
MALLARD								114			
COMMON GOLDENEYE											
BALD EAGLE		2									
NORTHERN GOSHAWK					1	1					1
GOLDEN EAGLE								1		1	
MERLIN						1			+		
GRAY PARTRIDGE						12	39	14			
RING-NECKED PHEASANT										42	
RUFFED GROUSE		1	6	+	2		1		2		
SHARP-TAILED GROUSE		3	17	+		75		34	26	2	3
ROCK DOVE				5		104	92	32	8	16	
GREAT HORNED OWL					+	6	1		1	1	
SNOWY OWL						1				2	
SHORT-EARED OWL										1	
DOWNY WOODPECKER		6	2	2	1	5	4	1	1		1
HAIRY WOODPECKER		5	7	3	4	3	8	1	5		1
BLACK-BACKED WOODPECKER			1								1
NORTHERN FLICKER (Y-s)											
PILEATED WOODPECKER											
HORNED LARK								18		805	
GRAY JAY		1	13		7						9
BLUE JAY		28	8	2	10	2	1	2			2
BLACK-BILLED MAGPIE		11	37	3	57	202	53	40	45	5	24
COMMON RAVEN		8	27	2	50	15	24	7	49		137
BLACK-CAPPED CHICKADEE		79	24	15	10	43	36	4	26		19
BOREAL CHICKADEE			4		1	2					10
RED-BREASTED NUTHATCH		8	1			5					
WHITE-BREASTED NUTHATCH									3		
GOLDEN-CROWNED KINGLET						3					
AMERICAN ROBIN						2					
BOHEMIAN WAXWING				+		381	13		200		
NORTHERN SHRIKE						1					
EUROPEAN STARLING						3					
WHITE-THROATED SPARROW							1				
DARK-EYED JUNCO (S-c)				+		2	1				
SNOW BUNTING		37	5061	50		1231	346	2	1	3112	
PINE GROSBEAK		43		2	64	3					8
HOUSE FINCH						1					
RED CROSSBILL				15		3					
COMMON REDPOLL		27	60	9	22	645	13		1		
HOARY REDPOLL			3		3	7					
PINE SISKIN						5					
EVENING GROSBEAK		55	11		60						
HOUSE SPARROW		58	2			881	124	184	122	28	
INDIVIDUALS IN TABLES 4 & 5		1	5	0	2	2	0	0	3	1298	2
SPECIES IN TABLES 4 & 5		2	4	1	2	2	0	0	1	1	1
INDIVIDUALS ON COUNT DAY		373	5289	108	294	3647	757	454	493	5313	218
SPECIES ON COUNT DAY		17	21	11	16	31	16	14	15	12	13
SPECIES COUNT PERIOD		18	21	16	17	31	16	14	16	12	13

Table 3-2. SPECIES RECORDED FROM MORE THAN EIGHT LOCALITIES

(+ = species seen during the count period but not on count day)

CHITEK LAKE December 20, 1998	CLARK'S CROSSING December 19, 1998	COCHIN December 27, 1998	COLD L.-PIERCEL. December 26, 1998	CORONACH December 23, 1998	CRAVEN December 19, 1998	CROOKED LAKE December 21, 1998	CROOKED RIVER December 28, 1998	CYPRESS HILLS P.P. December 30, 1998	DUCK LAKE December 29, 1998	LOCALITY and DATE	SPECIES
	125			492		263					CANADA GOOSE
				13700							MALLARD
	1			31	17	10					COMMON GOLDENEYE
	1			1		1					BALD EAGLE
								1			NORTHERN GOSHAWK
		1		2	1						GOLDEN EAGLE
	1				1						MERLIN
	212	27									GRAY PARTRIDGE
				11				1			RING-NECKED PHEASANT
	1	2			+		2		1		RUFFED GROUSE
	43	5		2	14		4		1		SHARP-TAILED GROUSE
	178	6	7	24	54	22			10		ROCK DOVE
	1	1			1	1		1			GREAT HORNED OWL
	4				2		+				SNOWY OWL
											SHORT-EARED OWL
3	6	1	1		12	2	2	5	2		DOWNY WOODPECKER
1	9		2		4	1	2	4	1		HAIRY WOODPECKER
1											BLACK-BACKED WOODPECKER
		1									NORTHERN FLICKER (Y-s)
		17		134							PILEATED WOODPECKER
2		2	+						1		HORNED LARK
3	1		8		12	13	6	1			GRAY JAY
14	339	12	44	27	98	49	20	59	13		BLUE JAY
127	31	6	255			2	38	14	28		BLACK-BILLED MAGPIE
20	71	3	29		50	44	9	86	1		COMMON RAVEN
5			2								BLACK-CAPPED CHICKADEE
			2					6			BOREAL CHICKADEE
					7	1					RED-BREASTED NUTHATCH
			2								WHITE-BREASTED NUTHATCH
	1				+						GOLDEN-CROWNED KINGLET
	224	150		16	584	16		5			AMERICAN ROBIN
					1	1	+				BOHEMIAN WAXWING
	50		17	5							NORTHERN SHRIKE
	1					1					EUROPEAN STARLING
	1				2		1	1			WHITE-THROATED SPARROW
	1656	45		40	26	150	50		75		DARK-EYED JUNCO (S-c)
21	4		42				34				SNOW BUNTING
	2				6						PINE GROSBEAK
								22			HOUSE FINCH
8	267		50		7	680					RED CROSSBILL
	17										COMMON REDPOLL
					1						HOARY REDPOLL
5			2				11	2	4		PINE SISKIN
	2156	13	54	558	393	371	23		13		EVENING GROSBEAK
											HOUSE SPARROW
0	1	0	19	57	5	2	0	2	2		INDIVIDUALS IN TABLES 4 & 5
0	1	0	2	6	5	2	0	3	1		SPECIES IN TABLES 4 & 5
210	5404	292	536	15100	1298	1630	202	210	154		INDIVIDUALS ON COUNT DAY
12	28	16	17	20	24	20	13	16	15		SPECIES ON COUNT DAY
12	28	16	18	20	28	20	15	17	15		SPECIES COUNT PERIOD

Table 3-3. SPECIES RECORDED FROM MORE THAN EIGHT LOCALITIES

(+ = species seen during the count period but not on count day)

SPECIES	LOCALITY and DATE									
	DUVAL December 28, 1998	EASTEND December 29, 1998	EMMA LAKE January 02, 1999	ENDEAVOUR December 22, 1998	ESTEVAN December 24, 1998	ESTUARY January 03, 1999	FENTON December 21, 1998	FIFE LAKE December 29, 1998	FORT QU'APPELLE December 18, 1998	
CANADA GOOSE					701			349	549	
MALLARD					241			1543	95	
COMMON GOLDENEYE					2			36	31	
BALD EAGLE								2	3	
NORTHERN GOSHAWK						1				
GOLDEN EAGLE	+	+		+	1			3	1	
MERLIN		1								
GRAY PARTRIDGE	8					13		33		
RING-NECKED PHEASANT		4			11	7			+	
RUFFED GROUSE	1			1			1		1	
SHARP-TAILED GROUSE				11		44		34		
ROCK DOVE	35			+	2	25	16	10	2	
GREAT HORNED OWL	3	2		+			1		+	
SNOWY OWL	1							2	+	
SHORT-EARED OWL										
DOWNY WOODPECKER	10	3	4	1	3		5		13	
HAIRY WOODPECKER	5	3	3	1	2	1	5		11	
BLACK-BACKED WOODPECKER			+	+						
NORTHERN FLICKER (Y-s)						2				
PILEATED WOODPECKER										
HORNED LARK	3	135				185		1596		
GRAY JAY			4							
BLUE JAY	12	1	9	3		9	2		33	
BLACK-BILLED MAGPIE	22	31	2	2	29	52	46	4	14	
COMMON RAVEN	4		124	80			16		3	
BLACK-CAPPED CHICKADEE	31	20	99	9	35	13	21		133	
BOREAL CHICKADEE			32							
RED-BREASTED NUTHATCH			3						3	
WHITE-BREASTED NUTHATCH			9	2					17	
GOLDEN-CROWNED KINGLET										
AMERICAN ROBIN									1	
BOHEMIAN WAXWING	26	54			60	269	1		604	
NORTHERN SHRIKE		2			1				+	
EUROPEAN STARLING	3				18				+	
WHITE-THROATED SPARROW									+	
DARK-EYED JUNCO (S-c)		1				3			1	
SNOW BUNTING				100		20	130			
PINE GROSBEAK			12	17		29				
HOUSE FINCH									1	
RED CROSSBILL										
COMMON REDPOLL			12	6	2		65		8	
HOARY REDPOLL							+			
PINE SISKIN						1				
EVENING GROSBEAK				17					+	
HOUSE SPARROW	485	90	10		33	86	13		131	
INDIVIDUALS IN TABLES 4 & 5	0	1	0	1	35	8	0	128	8	
SPECIES IN TABLES 4 & 5	0	1	0	1	5	3	0	3	11	
INDIVIDUALS ON COUNT DAY	649	348	323	251	1176	768	322	3740	1663	
SPECIES ON COUNT DAY	15	14	13	14	20	19	13	14	28	
SPECIES COUNT PERIOD	16	15	14	18	20	19	14	14	39	

Table 3-4. SPECIES RECORDED FROM MORE THAN EIGHT LOCALITIES

(+ = species seen during the count period but not on count day)

FORT WALSH December 19, 1998	GARDINER DAM December 21, 1998	GOOD SPIRIT LAKE January 03, 1998	GOVENLOCK December 20, 1998	GRASSLANDS N.P. December 21, 1998	GRAYSON December 26, 1998	HARRIS December 23, 1998	HEPBURN December 30, 1998	HERSCHAL December 29, 1998	LOCALITY and DATE	SPECIES
2	251									CANADA GOOSE
19	2219				12					MALLARD
	53				4					COMMON GOLDENEYE
+	20		2		1	1				BALD EAGLE
1										NORTHERN GOSHAWK
2	5								2	GOLDEN EAGLE
1										MERLIN
22	45	+	22			78			6	GRAY PARTRIDGE
4			22	7						RING-NECKED PHEASANT
1		2			1					RUFFED GROUSE
5	37		23	57		3				SHARP-TAILED GROUSE
	30	7			27	178			84	ROCK DOVE
2	9	2	5	1		1			5	GREAT HORNED OWL
	3		+			1			14	SNOWY OWL
			7							SHORT-EARED OWL
4		4			3	2	1			DOWNY WOODPECKER
1	1	7			1		1			HAIRY WOODPECKER
										BLACK-BACKED WOODPECKER
										NORTHERN FLICKER (Y-s)
										PILEATED WOODPECKER
11	10		276	302		20			23	HORNED LARK
	6	2			2		3			GRAY JAY
										BLUE JAY
132	194	19	25	37	24	116	3	75		BLACK-BILLED MAGPIE
1		21			4	1	+			COMMON RAVEN
52	7	37	1		23	10	5	3		BLACK-CAPPED CHICKADEE
										BOREAL CHICKADEE
1										RED-BREASTED NUTHATCH
		4			3					WHITE-BREASTED NUTHATCH
2						1				GOLDEN-CROWNED KINGLET
					1					AMERICAN ROBIN
27	27		2			17				BOHEMIAN WAXWING
1				1						NORTHERN SHRIKE
3			3							EUROPEAN STARLING
										WHITE-THROATED SPARROW
						5	1			DARK-EYED JUNCO (S-c)
114	273		161		71	32	+	1354		SNOW BUNTING
23	3	14								PINE GROSBEAK
										HOUSE FINCH
1										RED CROSSBILL
122	6		15			3		109		COMMON REDPOLL
3										HOARY REDPOLL
										PINE SISKIN
	5									EVENING GROSBEAK
150	468	68	210		15	875	12	149		HOUSE SPARROW
70	245	0	24	1	1	1	0	0		INDIVIDUALS IN TABLES 4 & 5
14	9	0	4	1	1	1	0	0		SPECIES IN TABLES 4 & 5
777	3917	187	798	406	193	1345	26	1824		INDIVIDUALS ON COUNT DAY
38	28	12	18	7	16	18	7	11		SPECIES ON COUNT DAY
40	28	13	19	7	16	18	9	11		SPECIES COUNT PERIOD

Table 3-5. SPECIES RECORDED FROM MORE THAN EIGHT LOCALITIES

(+ = species seen during the count period but not on count day)

SPECIES	LOCALITY and DATE									
	HOLBEIN December 27, 1998	HORSESHOE BEND January 01, 1998	INDIAN HEAD December 27, 1998	KAMSACK December 26, 1998	KELVINGTON December 31, 1998	KENASTON December 21, 1998	KENOSEE LAKE December 20, 1998	KINDERSLEY December 26, 1998	KINISTINO December 29, 1998	KINLOCH January 03, 1999
CANADA GOOSE			18							
MALLARD			70							
COMMON GOLDENEYE			15							
BALD EAGLE			4	1						
NORTHERN GOSHAWK			1							
GOLDEN EAGLE						+		+		
MERLIN			1							
GRAY PARTRIDGE			12		8	14		8		
RING-NECKED PHEASANT										
RUFFED GROUSE					+		1			+
SHARP-TAILED GROUSE			17		+	18		12		
ROCK DOVE			49		5	24		17	21	+
GREAT HORNED OWL			2					1		+
SNOWY OWL								+		
SHORT-EARED OWL										
DOWNY WOODPECKER	2		7	1	3	1	5			5
HAIRY WOODPECKER	3		7	3	4	+	7			6
BLACK-BACKED WOODPECKER										
NORTHERN FLICKER (Y-s)										
PILEATED WOODPECKER				3						+
HORNED LARK						3		9		
GRAY JAY		5								6
BLUE JAY	4	5	8	62	7	4	20			18
BLACK-BILLED MAGPIE	1	8	72	6	14	12	27	25	4	9
COMMON RAVEN	1	8	31	4	28	2	9		2	18
BLACK-CAPPED CHICKADEE	8	14	70	63	32	4	139		3	36
BOREAL CHICKADEE	1	2								+
RED-BREASTED NUTHATCH			18	2						2
WHITE-BREASTED NUTHATCH	1		8	4			8			7
GOLDEN-CROWNED KINGLET			2				1			
AMERICAN ROBIN			2							
BOHEMIAN WAXWING			1500	10	+	56				
NORTHERN SHRIKE				1						1
EUROPEAN STARLING										
WHITE-THROATED SPARROW										
DARK-EYED JUNCO (S-c)	2			38	2					
SNOW BUNTING		50	51	100	200	49		+		90
PINE GROSBEAK		21		43			2			31
HOUSE FINCH										
RED CROSSBILL										
COMMON REDPOLL	12	23	2	45	80	32				23
HOARY REDPOLL	10		20							
PINE SISKIN		4	20	10	+		44			
EVENING GROSBEAK	35			270			45			10
HOUSE SPARROW			80	100		34	10	45	71	22
INDIVIDUALS IN TABLES 4 & 5	0	1	4	2	0	1	19	0	4	0
SPECIES IN TABLES 4 & 5	0	1	4	2	0	1	2	0	1	0
INDIVIDUALS ON COUNT DAY	80	141	2091	768	383	254	337	117	105	284
SPECIES ON COUNT DAY	12	11	30	21	11	14	15	7	6	15
SPECIES COUNT PERIOD	12	11	30	21	15	16	15	10	6	20

Table 3-6. SPECIES RECORDED FROM MORE THAN EIGHT LOCALITIES

(± = species seen during the count period but not on count day)

KUTA WAGAN LAKE December 27, 1998	LAST MTN. L. W.M.A.	LEADER (N) December 26, 1998	LEADER (S) December 26, 1998	LIVELONG December 30, 1998	LOVE-TORCH R. December 26, 1998	LUSELAND December 26, 1998	MACDOWALL December 25, 1998	MAYVIEW December 23, 1998	LOCALITY and DATE	SPECIES
										CANADA GOOSE
										MALLARD
			1							COMMON GOLDENEYE
					1					BALD EAGLE
										NORTHERN GOSHAWK
		1			+	1				GOLDEN EAGLE
										MERLIN
+	16	10	12			46				GRAY PARTRIDGE
		30	4							RING-NECKED PHEASANT
				5	8		1			RUFFED GROUSE
25	4	2								SHARP-TAILED GROUSE
4	256		30	40	+	119	25			ROCK DOVE
+	1					2				GREAT HORNED OWL
3	2		2							SNOWY OWL
	3		2			1				SHORT-EARED OWL
	1	1	1	2	8	+	2			DOWNY WOODPECKER
			1	6	10	+	2			HAIRY WOODPECKER
										BLACK-BACKED WOODPECKER
							+			NORTHERN FLICKER (Y-s)
					2					PILEATED WOODPECKER
			3			6				HORNED LARK
					14					GRAY JAY
			2	8	28	3	4	2		BLUE JAY
95	63	17	85		30	53	4	10		BLACK-BILLED MAGPIE
				25	83	+	6	2		COMMON RAVEN
10			4	20	56	4	25	6		BLACK-CAPPED CHICKADEE
										1 BOREAL CHICKADEE
					3	+				1 RED-BREASTED NUTHATCH
					9					3 WHITE-BREASTED NUTHATCH
						+				GOLDEN-CROWNED KINGLET
26	65			+		17				AMERICAN ROBIN
										BOHEMIAN WAXWING
			1							NORTHERN SHRIKE
										EUROPEAN STARLING
										WHITE-THROATED SPARROW
					+			+		DARK-EYED JUNCO (S-c)
31	5541	+			340	355				SNOW BUNTING
				35	48		15	3		PINE GROSBEAK
										HOUSE FINCH
						5				RED CROSSBILL
20	+	12		30	65	137	2			COMMON REDPOLL
										HOARY REDPOLL
										PINE SISKIN
				10	10		2			EVENING GROSBEAK
567	446	8	216	20	151	394				HOUSE SPARROW
1	1	0	6	0	7	2	2	2		INDIVIDUALS IN TABLES 4 & 5
1	1	2	3	0	3	2	1	1		SPECIES IN TABLES 4 & 5
782	6399	81	370	201	873	1145	90	30		INDIVIDUALS ON COUNT DAY
10	12	8	17	11	19	16	12	9		SPECIES ON COUNT DAY
12	13	11	17	12	23	22	12	10		SPECIES COUNT PERIOD

Table 3-7. SPECIES RECORDED FROM MORE THAN EIGHT LOCALITIES

(+ = species seen during the count period but not on count day)

SPECIES	LOCALITY and DATE									
	MEADOW LAKE December 27, 1998	MELFORT December 28, 1998	MELVILLE December 26, 1998	MISSINPE January 01, 1999	MOOSE JAW December 26, 1998	MOOSE MOUNTAIN December 30, 1998	NAICAM December 31, 1998	NIPAWIN December 29, 1998	NISBET FOREST January 01, 1999	
CANADA GOOSE										
MALLARD										
COMMON GOLDENEYE										
BALD EAGLE								+		
NORTHERN GOSHAWK										
GOLDEN EAGLE										
MERLIN					1					
GRAY PARTRIDGE					8					
RING-NECKED PHEASANT					1					
RUFFED GROUSE										3
SHARP-TAILED GROUSE	22									
ROCK DOVE	160		30		150	16				
GREAT HORNED OWL		1	1		1					+
SNOWY OWL					1					
SHORT-EARED OWL										
DOWNY WOODPECKER	3	1	2		4	10	2	2	1	
HAIRY WOODPECKER	2		2	1	4	5	2	2	2	
BLACK-BACKED WOODPECKER										
NORTHERN FLICKER (Y-s)					2					
PILEATED WOODPECKER										+
HORNED LARK					40					
GRAY JAY	3			2						2
BLUE JAY	6	3	1	3		35	2	4	14	
BLACK-BILLED MAGPIE	17	5	4		47	112	4	7	24	
COMMON RAVEN	65	4	2			10	2	126	13	
BLACK-CAPPED CHICKADEE	34	2	18	2	35	130	6	6	12	
BOREAL CHICKADEE				1				2		
RED-BREASTED NUTHATCH	1				24			2		
WHITE-BREASTED NUTHATCH	1				2	1			2	
GOLDEN-CROWNED KINGLET										
AMERICAN ROBIN					2					
BOHEMIAN WAXWING	7				45			8		
NORTHERN SHRIKE										
EUROPEAN STARLING						8				
WHITE-THROATED SPARROW					2					
DARK-EYED JUNCO (S-c)					7					
SNOW BUNTING	55					1		55	530	
PINE GROSBEAK	64				1			2	38	
HOUSE FINCH					92					
RED CROSSBILL	4									
COMMON REDPOLL	100							+	9	
HOARY REDPOLL	4								1	
PINE SISKIN			3		30	27				
EVENING GROSBEAK	33			+		10		20	22	
HOUSE SPARROW	277	150	60		362	94	15		47	
INDIVIDUALS IN TABLES 4 & 5	0	0	0	0	1	4	0	0	0	
SPECIES IN TABLES 4 & 5	0	0	0	0	1	2	0	1	0	
INDIVIDUALS ON COUNT DAY	858	166	123	9	862	463	33	236	720	
SPECIES ON COUNT DAY	19	7	10	5	23	15	7	12	15	
SPECIES COUNT PERIOD	19	7	10	6	23	15	7	15	17	

Table 3-8. SPECIES RECORDED FROM MORE THAN EIGHT LOCALITIES

(+ = species seen during the count period but not on count day)

PIKE LAKE January 02, 1998	PORCUPINE PLAIN December 28, 1998	PREECEVILLE December 27, 1998	PRINCE ALBERT December 20, 1998	PRINCE ALBERT N.P. December 20, 1998	QU'APPELLE V. DAM December 20, 1998	RAYMORE December 25, 1998	REGINA December 26, 1998	ROCKGLEN January 02, 1999	LOCALITY and DATE	SPECIES
					905		+			CANADA GOOSE
					380	1	6			MALLARD
					24					COMMON GOLDENEYE
					2					BALD EAGLE
1		1	1							NORTHERN GOSHAWK
					2			1		GOLDEN EAGLE
			2			1	1			MERLIN
3						17	121	42		GRAY PARTRIDGE
							3			RING-NECKED PHEASANT
1		2	8	12		2				RUFFED GROUSE
39			13		29	7	34	49		SHARP-TAILED GROUSE
39		23	286		22	11	563			ROCK DOVE
2					2	1	9			GREAT HORNED OWL
						+	8			SNOWY OWL
								+		SHORT-EARED OWL
21		9	19			2	22			DOWNY WOODPECKER
39	1	7	18	3		2	5			HAIRY WOODPECKER
				2						BLACK-BACKED WOODPECKER
3							2			NORTHERN FLICKER (Y-s)
1	1		2	2						PILEATED WOODPECKER
1						1		268		HORNED LARK
		7	15	7						GRAY JAY
40		8	28	1	4		6			BLUE JAY
217	2	41	133	1	48	77	258	11		BLACK-BILLED MAGPIE
40	4	52	226	11	1	17				COMMON RAVEN
357	9	46	119	14	3	21	40	+		BLACK-CAPPED CHICKADEE
		5	4	28						BOREAL CHICKADEE
2		2	4				31			RED-BREASTED NUTHATCH
7	1	6	11				9			WHITE-BREASTED NUTHATCH
							5			GOLDEN-CROWNED KINGLET
3							3			AMERICAN ROBIN
161			256		24	7	1133	6		BOHEMIAN WAXWING
1		2				+				NORTHERN SHRIKE
						21	108			EUROPEAN STARLING
			1				1			WHITE-THROATED SPARROW
6						2	15			DARK-EYED JUNCO (S-c)
199		143	71			2	625			SNOW BUNTING
6	5	26	79			2				PINE GROSBEAK
							190			HOUSE FINCH
				2			+			RED CROSSBILL
94	3	34	159	5		3				COMMON REDPOLL
										HOARY REDPOLL
2							95			PINE SISKIN
3	10	45	48			2				EVENING GROSBEAK
353	15	42	316		315	430	1097			HOUSE SPARROW
10	0	1	0	2	25	0	45	6		INDIVIDUALS IN TABLES 4 & 5
4	0	1	1	1	2	1	10	4		SPECIES IN TABLES 4 & 5
1651	51	502	1819	90	1786	629	4435	383		INDIVIDUALS ON COUNT DAY
31	10	20	23	13	16	21	33	8		SPECIES ON COUNT DAY
31	10	20	24	13	16	24	37	12		SPECIES COUNT PERIOD

Table 3-9. SPECIES RECORDED FROM MORE THAN EIGHT LOCALITIES

(+ = species seen during the count period but not on count day)

SPECIES	LOCALITY and DATE									
	ROUND LAKE December 19, 1998	SK. LANDING P.P. December 22, 1998	SK. RIVER FORKS December 23, 1998	SASKATOON December 26, 1998	SHAMROCK December 22, 1998	SKULL CREEK December 26, 1998	SNOWDEN December 30, 1998	SPALDING December 27, 1998	SPRUCE HOME December 27, 1998	
CANADA GOOSE	2			63						
MALLARD	83	7		59						
COMMON GOLDENEYE	10			71						
BALD EAGLE	1	+		+		2				
NORTHERN GOSHAWK										
GOLDEN EAGLE	3	1								
MERLIN				4						
GRAY PARTRIDGE		18		39	9		15			
RING-NECKED PHEASANT						7				
RUFFED GROUSE	1		1	1			24	1		
SHARP-TAILED GROUSE	1	26		30		17				
ROCK DOVE	3	2		2090		3	15	6		
GREAT HORNED OWL	1	2		2		1				
SNOWY OWL				1						
SHORT-EARED OWL										
DOWNY WOODPECKER	7	1	2	35		5	8			2
HAIRY WOODPECKER	11		2	33		3	11	1		2
BLACK-BACKED WOODPECKER							1			
NORTHERN FLICKER (Y-s)				20		2				
PILEATED WOODPECKER							1			
HORNED LARK		346			216	99				
GRAY JAY				2			13			
BLUE JAY	9		2	111		3	28	+		
BLACK-BILLED MAGPIE	60	66	27	976	3	88	37	4		1
COMMON RAVEN	12		12	41			172	6		1
BLACK-CAPPED CHICKADEE	138	15	23	640		38	123	4		12
BOREAL CHICKADEE			7				13			
RED-BREASTED NUTHATCH	1			74			1			
WHITE-BREASTED NUTHATCH	8		1	10			1			
GOLDEN-CROWNED KINGLET	2			6						
AMERICAN ROBIN				8						
BOHEMIAN WAXWING	35			9974		70				
NORTHERN SHRIKE				3						
EUROPEAN STARLING				40						
WHITE-THROATED SPARROW				2						
DARK-EYED JUNCO (S-c)				41		1				
SNOW BUNTING		505	220	137		45	3			1
PINE GROSBEAK			10	14			103			5
HOUSE FINCH				76						
RED CROSSBILL				67						
COMMON REDPOLL	275	23	30	199		26	210			18
HOARY REDPOLL				1						
PINE SISKIN				78			9			
EVENING GROSBEAK	2						63			
HOUSE SPARROW	52	264	33	3567	62	89	50	40		
INDIVIDUALS IN TABLES 4 & 5	4	253	0	83	0	23	0	0	0	0
SPECIES IN TABLES 4 & 5	2	4	0	10	0	3	1	0	0	0
INDIVIDUALS ON COUNT DAY	721	1529	370	18598	290	522	901	62	42	
SPECIES ON COUNT DAY	24	16	13	44	4	20	21	7	8	
SPECIES COUNT PERIOD	24	18	13	45	4	20	22	8	8	

Table 3-10. SPECIES RECORDED FROM MORE THAN EIGHT LOCALITIES

(+ = species seen during the count period but not on count day)

SQUAW RAPIDS January 02, 1999	SWIFT CURRENT January 03, 1999	TISDALE January 02, 1999	TOGO December 27, 1998	TURTLE LAKE January 01, 1999	WALDHEIM December 19, 1998	WATSON January 03, 1999	WELDON - 1 January 01, 1998	WELDON - 2 December 28, 1998	LOCALITY and DATE	SPECIES
										CANADA GOOSE
2	2									MALLARD
255										COMMON GOLDENEYE
5							1			BALD EAGLE
2										NORTHERN GOSHAWK
				1						GOLDEN EAGLE
										MERLIN
	56	7								GRAY PARTRIDGE
	7									RING-NECKED PHEASANT
7			3	10			1			RUFFED GROUSE
31	31			3	18	8				SHARP-TAILED GROUSE
	317				11					ROCK DOVE
1	1			1					1	GREAT HORNED OWL
	+			1	+					SNOWY OWL
										SHORT-EARED OWL
2	5	3	2	3	1		2			DOWNY WOODPECKER
3		3	3	4	2		2			HAIRY WOODPECKER
1										BLACK-BACKED WOODPECKER
	1									NORTHERN FLICKER (Y-s)
4				1						PILEATED WOODPECKER
	444			4						HORNED LARK
15		1		2					+	GRAY JAY
9		5		10	6		4	1		BLUE JAY
35	108	10	1	7	40	4	1	6		BLACK-BILLED MAGPIE
46		5	3	30	13	2	3	3		COMMON RAVEN
23	5	25	8	7	12	10	8	30		BLACK-CAPPED CHICKADEE
7				6						BOREAL CHICKADEE
	6			1						RED-BREASTED NUTHATCH
	+		1	3			2			WHITE-BREASTED NUTHATCH
										GOLDEN-CROWNED KINGLET
	1				+					AMERICAN ROBIN
	438				+					BOHEMIAN WAXWING
										NORTHERN SHRIKE
										EUROPEAN STARLING
										WHITE-THROATED SPARROW
	1			2						DARK-EYED JUNCO (S-c)
70	340	16	12	3		40				SNOW BUNTING
		9		30		+	10			PINE GROSBEAK
	10									HOUSE FINCH
					8					RED CROSSBILL
30		27					30			COMMON REDPOLL
4		2								HOARY REDPOLL
	22				+					PINE SISKIN
		7		5			12			EVENING GROSBEAK
15	1995			25	60	20		35		HOUSE SPARROW
11	37	7	0	4	1	0	0	1		INDIVIDUALS IN TABLES 4 & 5
4	2	1	0	2	1	0	0	1		SPECIES IN TABLES 4 & 5
578	3827	127	33	163	172	84	76	77		INDIVIDUALS ON COUNT DAY
25	21	14	8	24	11	6	12	7		SPECIES ON COUNT DAY
25	23	14	8	24	15	7	12	8		SPECIES COUNT PERIOD

Table 3-11. SPECIES RECORDED FROM MORE THAN EIGHT LOCALITIES
 (+ = species seen during the count period but not on count day)

SPECIES	LOCALITY and DATE	WEYBURN December 19, 1998	WHITE BEAR December 27, 1998	WHITEWOOD December 27, 1998	YORKTON December 28, 1998	Total Individuals on Count Day	Number of Counts on Count Day	Number of Counts During Count Period
CANADA GOOSE						3457	11	12
MALLARD					20	18836	19	19
COMMON GOLDENEYE						560	14	14
BALD EAGLE						51	18	22
NORTHERN GOSHAWK						13	12	12
GOLDEN EAGLE		1	1			32	20	26
MERLIN		2		1	2	20	14	15
GRAY PARTRIDGE		37	43			1072	34	36
RING-NECKED PHEASANT		1				162	16	17
RUFFED GROUSE				3		121	36	40
SHARP-TAILED GROUSE		31	35	21		966	46	48
ROCK DOVE		109	51	61	191	5723	57	60
GREAT HORNED OWL		4	1	2		85	41	47
SNOWY OWL		1	1		1	51	19	26
SHORT-EARED OWL			+			14	5	7
DOWNY WOODPECKER		2	+	14	3	344	73	75
HAIRY WOODPECKER		3		14	4	348	71	73
BLACK-BACKED WOODPECKER						8	7	9
NORTHERN FLICKER (Y-s)						32	7	8
PILEATED WOODPECKER						19	11	13
HORNED LARK		5	21	5		5006	30	30
GRAY JAY						133	22	24
BLUE JAY		2	3	4	2	710	69	70
BLACK-BILLED MAGPIE		36	47	161	24	5264	95	95
COMMON RAVEN				48	35	2298	69	71
BLACK-CAPPED CHICKADEE		10	1	227	61	3836	88	89
BOREAL CHICKADEE						133	19	20
RED-BREASTED NUTHATCH		2		+		206	26	28
WHITE-BREASTED NUTHATCH		3		13	1	169	34	35
GOLDEN-CROWNED KINGLET		1				25	10	11
AMERICAN ROBIN		1				25	11	13
BOHEMIAN WAXWING		1	+	40	986	17541	41	46
NORTHERN SHRIKE						16	12	15
EUROPEAN STARLING		37	2	28		347	16	17
WHITE-THROATED SPARROW		2		1		12	9	10
DARK-EYED JUNCO (S-c)		5		3		144	24	27
SNOW BUNTING		406	+	173		24596	57	61
PINE GROSBEAK		12				933	40	41
HOUSE FINCH		5		8		391	10	10
RED CROSSBILL		30				157	10	11
COMMON REDPOLL			+	44		3939	54	57
HOARY REDPOLL						75	12	13
PINE SISKIN				3	10	364	17	19
EVENING GROSBEAK						836	31	33
HOUSE SPARROW		523	200	757	543	21842	76	76
INDIVIDUALS IN TABLES 4 & 5		130	1	15	15			
SPECIES IN TABLES 4 & 5		4	3	4	4			
TOTAL INDIVIDUALS		1402	407	1646	1898			
TOTAL SPECIES ON COUNT DAY		30	13	25	18			
TOTAL SPECIES COUNT PERIOD		31	20	27	18			

Table 4. SPECIES SEEN ON SEVEN OR FEWER COUNTS

SPECIES	LOCATION and NUMBER
PIED-BILLED GREBE	Fort Qu'appelle (1)
WESTERN GREBE	Coronach (1)
AMERICAN WHITE PELICAN	Fort Qu'appelle (1)
TUNDRA SWAN	Qu'appelle Valley Dam (24), Round Lake (2)
WOOD DUCK	Round Lake (2)
GREEN-WINGED TEAL	Fort Walsh (1), Gardiner Dam (1), Yorkton (1)
AMERICAN BLACK DUCK	Coronach (2)
NORTHERN PINTAIL	Fort Qu'appelle (1), Fort Walsh (1)
AMERICAN WIGEON	Coronach (1), Fort Qu'appelle (1), Yorkton (1)
REDHEAD	Coronach (2), Estevan (1), Fife Lake (1), Fort Qu'appelle (1), Gardiner Dam (2), Qu'appelle Valley Dam (1)
LESSER SCAUP	Estevan (5), Gardiner Dam (2)
BUFFLEHEAD	Coronach (17), Estevan (1), Fort Qu'appelle (2)
HOODED MERGANSER	Fort Qu'appelle (+), Squaw Rapids (1)
RED-BREASTED MERGANSER	Yorkton (1)
COMMON MERGANSER	Estevan (1), Gardiner Dam (157), Grayson (1), Saskatoon (2), Squaw Rapids (5)
NORTHERN HARRIER	Indian Head (1)
SHARP-SHINNED HAWK	Cypress Hills P.p. (+)
COOPER'S HAWK	Craven (1), White Bear (+)
ROUGH-LEGGED HAWK	Crooked Lake (1), Estuary (1), Fort Walsh (1), Govenlock (1), Last Mountain Lake N.w.a. (1)
AMERICAN KESTREL	Indian Head (1), Saskatoon (1)
GYRFALCON	Cold Lake - Pierceland (1), Gardiner Dam (1)
PRAIRIE FALCON	Govenlock (1), Grasslands N.p. (1), Harris (1), Leader South (1), Rockglen (1), White Bear (+)
SPRUCE GROUSE	Beauval (1), Love - Torch River (5), Nipawin (+), Squaw Rapids (2), Turtle Lake (2)
WILLOW PTARMIGAN	Love - Torch River (2)
SAGE GROUSE	Govenlock (21)
WILD TURKEY	Estuary (6), Fort Walsh (8), Macdowall (2), Whitewood (+)
AMERICAN COOT	Coronach (34), Estevan (27), Fife Lake (7)
KILLDEER	Saskatchewan Landing P.p. (2)
COMMON SNIPE	Fort Walsh (1)
RING-BILLED GULL	Gardiner Dam (2)
HERRING GULL	Gardiner Dam (4)
MOURNING DOVE	Armit (1), Fort Walsh (+), Leader North (+), Preeceville (1)
BARRED OWL	Armit (1)
GREAT GRAY OWL	Armit (1), Beauval (1), Horseshoe Bend (1), Mayview (2), Prince Albert (+), Turtle Lake (2)
LONG-EARED OWL	Saskatchewan Landing P.p. (1)
BOREAL OWL	Snowden (+)
BELTED KINGFISHER	Crooked Lake (1)
THREE-TOED WOODPECKER	Armit (2), Candle Lake (2), Duck Lake (2), Love - Torch River (+), Prince Albert N.p. (2), Squaw Rapids (3)
NORTHERN FLICKER (R-s)	Leader North (+)
AMERICAN CROW	Moose Mountain (1), Pike Lake (1), Regina (5), Saskatoon (13), Weldon-2 (1)
MOUNTAIN CHICKADEE	Cypress Hills P.p. (1)
BROWN CREEPER	Biggar (1), Indian Head (1), Regina (4), Saskatoon (2), Weyburn (+)
EASTERN BLUEBIRD	Craven (+)
MOUNTAIN BLUEBIRD	Craven (+)
TOWNSEND'S SOLITAIRE	Fort Qu'appelle (+), Fort Walsh (1), Luseland (1), Regina (+)
VARIED THRUSH	Archerwill (+), Saskatoon (+), Waldheim (1)
CEDAR WAXWING	Craven (2), Kinistino (4), pike Lake (6), Regina (15), Saskatoon (35), Yorkton (12)
NORTHERN CARDINAL	Fort Qu'appelle (1)

Table 4. SPECIES SEEN ON SEVEN OR FEWER COUNTS

SPECIES	LOCATION and NUMBER
AMERICAN TREE SPARROW	Eastend (1), Fort Walsh (10), Leader South (4), Pike Lake (1), Skull Creek (21)
VESPER SPARROW	Govenlock (1)
FOX SPARROW	Moose Jaw (1)
SONG SPARROW	Indian Head (1), Luseland (1)
WHITE-CROWNED SPARROW	Fort Qu'appelle (+)
HARRIS' SPARROW	Fort Walsh (1), Kamsack (1), Kenaston (1), Leader South (1), Regina (1), Skull Creek (1), White Bear (1)
DARK-EYED JUNCO (ORE)	Regina (3)
LAPLAND LONGSPUR	Bromhead (1298), Fife Lake (120), Rockglen (5), Weyburn (127), Whitewood (5)
RED-WINGED BLACKBIRD	Fort Wash (6)
WESTERN MEADOWLARK	Kutawagan Lake (1), Rockglen (+)
RUSTY BLACKBIRD	Biggar (1), Bradview (3), Clark's Crossing (1), Regina (+), Skull Creek (1), Whitewood (7)
BREWER'S BLACKBIRD	Archerwill (1), Endeavour (1), Pike Lake (2)
COMMON GRACKLE	Bangor (+), Kamsack (1), Regina (15), Saskatoon (3), Swift Current (1), Weyburn (1)
GRAY-CROWNED ROSY FINCH	Fort Walsh (19), Rockglen (+)
PURPLE FINCH	Fort Qu'appelle (+), Kenosee Lake (10), Regina (1), Swift Current (36), Tisdale (7), Weyburn (2)
WHITE-WINGED CROSSBILL	Cold Lake - Pierceland (18), Raymore (+), Saskatoon (25)
AMERICAN GOLDFINCH	Craven (2), Kenosee Lake (9), Moose Mountain (3), Regina (1), Saskatoon (1), Whitewood (3)

Table 5. BIRDS NOT IDENTIFIED TO SPECIES

SPECIES	LOCATION and NUMBER
DARK GOOSE species	Gardiner Dam (74)
BUTEO species	Cypress Hills P.p. (1)
EAGLE species	Gardiner Dam (2), Saskatoon (1)
HAWK species	Estuary (1)
WOODPECKER species	Fort Walsh (1)
BLACKBIRD species	Saskatchewan Landing P.p. (+)
REDPOLL species	Fort Walsh (17), Saskatchewan Landing P.p. (250)

Table 6: NEW AND TYING 1998 HIGH COUNTS (new highs in bold italic)

LOCATION	1998 COUNT	SPECIES	PREVIOUS HIGH	LOCATION (YEAR)
Coronach	1	WESTERN GREBE	1	N. to Gardiner Dam
<i>Qu'appelle Dam</i>	24	<i>TUNDRA SWAN</i>	8	<i>Regina (1965)</i>
<i>Round Lake</i>	2	<i>WOOD DUCK</i>	1	<i>Gardiner Dam (1988)</i>
Coronach	2	AMERICAN BLACK DUCK	2	Regina (1992, 93, 94)
<i>Coronach</i>	17	<i>BUFFLEHEAD</i>	7	<i>Coronach (1997)</i>
Craven	1	COOPER'S HAWK	1	N. to Kamsack
Indian Head, Saskatoon	1	AMERICAN KESTREL	1	N. to Dalmeny
<i>Snowden</i>	24	<i>RUFFED GROUSE</i>	20	<i>Armit & Kamsack (1997)</i>
<i>Sk. Landing P.P.</i>	2	<i>KILLDEER</i>	1	<i>Govenlock (1982, 90)</i>
<i>Pike Lake</i>	39	<i>HAIRY WOODPECKER</i>	36	<i>Saskatoon (1991)</i>
Saskatoon	111	BLUE JAY	111	Saskatoon (1995)
<i>Saskatoon</i>	976	<i>BLACK-BILLED MAGPIE</i>	670	<i>Saskatoon (1995)</i>
<i>Saskatoon</i>	640	<i>BLACK-CAPPED CHICKADEE</i>	461	<i>Saskatoon (1995)</i>
<i>Craven (count period)</i>	0	<i>EASTERN BLUEBIRD</i>	<i>New</i>	
Waldheim	1	VARIED THRUSH	1	North to Saskatoon
Moose Jaw	1	FOX SPARROW	1	North to Saskatoon
<i>Regina</i>	15	<i>COMMON GRACKLE</i>	11	<i>Regina (1991)</i>
<i>Swift Current</i>	36	<i>PURPLE FINCH</i>	19	<i>Swift Current (1997)</i>
<i>Regina</i>	190	<i>HOUSE FINCH</i>	78	<i>Regina (1996)</i>
<i>Kenosee Lake</i>	9	<i>AMERICAN GOLDFINCH</i>	2	<i>Craven (1995)</i>

Table 7: POPULATION STATUS OF SELECTED SPECIES (based on birds per hours effort)

SPECIES	1998vs1997	1998 vs 1988-97	1994-1998 vs 1989-1993	SPECIES	1998vs1997	1998 vs 1988-97	1994-1998 vs 1989-1993
CANADA GOOSE	-94	-58	896	COMMON RAVEN	10	42	23
MALLARD	-29	40	119	BLACK-CAPPED CHICKADEE	18	29	27
COMMON GOLDENEYE	-33	-21	2	BOREAL CHICKADEE	-15	20	38
BALD EAGLE	-65	-26	98	RED-BREASTED NUTHATCH	-69	-30	153
NORTHERN GOSHAWK	53	-31	-46	WHITE-BREASTED NUTHATCH	5	14	22
GOLDEN EAGLE	-23	-35	-20	BROWN CREEPER	-6	28	53
MERLIN	-22	15	46	GOLDEN-CROWNED KINGLET	-66	-21	39
PRAIRIE FALCON	32	-27	-55	AMERICAN ROBIN	-38	-68	40
GRAY PARTRIDGE	115	-32	-7	BOHEMIAN WAXWING	46	119	28
RING-NECKED PHEASANT	201	-0	-36	CEDAR WAXWING	-84	-86	40
SPRUCE GROUSE	958	7	51	NORTHERN SHRIKE	21	-38	-31
RUFFED GROUSE	-19	12	32	EUROPEAN STARLING	5	-15	118
SHARP-TAILED GROUSE	1	-18	-10	AMERICAN TREE SPARROW	118	13	-43
ROCK DOVE	-20	-15	3	DARK-EYED JUNCO	0	-2	71
GREAT HORNED OWL	-30	-26	-7	LAPLAND LONGSPUR	5777	-29	-41
SNOWY OWL	-58	-41	6	SNOW BUNTING	447	18	-20
SHORT-EARED OWL	394	-11	-40	RUSTY BLACKBIRD	129	-63	-29
DOWNY WOODPECKER	31	19	4	PINE GROSBEAK	-23	-27	37
HAIRY WOODPECKER	28	17	11	HOUSE FINCH	198	519	2845
THREE-TOED WOODPECKER	-23	-7	57	RED CROSSBILL	-4	143	262
NORTHERN FLICKER	-44	9	119	WHITE-WINGED CROSSBILL	-63	-87	68
PILEATED WOODPECKER	26	-13	-22	COMMON REDPOLL	37	-11	-23
HORNED LARK	1171	41	-52	HOARY REDPOLL	104	-36	-70
GRAY JAY	7	-2	2	PINE SISKIN	-10	188	138
BLUE JAY	7	32	28	EVENING GROSBEAK	-64	-59	-19
BLACK-BILLED MAGPIE	11	33	26	HOUSE SPARROW	3	11	-1