
BIRDS

68th ANNUAL SASKATCHEWAN CHRISTMAS BIRD COUNT - 2009

ALAN R. SMITH, Box 154, Avonlea, SK S0H 0C0

The Counts

Perhaps it's the recession, an aging demographic, the cold weather that began on the 1st of December, or a combination of all these factors, but the 83 Christmas Bird Counts submitted this year represented the fewest counts since 1992, when only 80 counts were conducted. Interestingly, more observers spent more hours on this year's counts than on last year's 90 counts.


Despite a hefty reduction in the number of counts, several new counts were added. Orval and Beverley Beland conducted counts at Cater and Denholm, adding much needed coverage to the west-central portion of the province. Other new counts were located at Besnard Lake and Oxbow.

Sadly, we lost a long-time contributor when David Chaskavich passed away only weeks after compiling the Broadview count. David was in charge of the Broadview count most years since 1980, and recently sent in counts from Ellisboro and Wolseley. He will be missed.

The Birds

Due to the reduced number of counts, the total of 102,258 birds was below average for recent years. On the other hand, the 92 species seen on count day was about average.

As usual Saskatoon recorded the most species, with 43 on count day. The runners-up were Estevan and Pike Lake, with 32 species.




Pileated Woodpecker. Nick Saunders

Population Trends

Most of the news was good for wintering birds. Several boreal forest species showed marked increases over previous years (see Table 7). These included the Pileated Woodpecker, Red-breasted Nuthatch, Pine Siskin, and White-winged Crossbill. Record high counts for the nuthatch (263) and siskin (292) were set at Saskatoon (see Table 6).

Northern Flickers and American Robins, species normally considered to be "summer birds," were found in increased numbers over previous years. The former set a new high count when 36 were noted on the Saskatoon Count (see Table 6).



Boreal Chickadee. *Nick Saunders*

In contrast, very few species showed notable decreases. Among these are the Bohemian Waxwing and the European Starling (see Table 7).

The self-introduced Eurasian Collared-Dove and House Finch continue to expand their numbers and range. The dove has finally shown up in Saskatoon after its appearance in surrounding districts over a decade ago. The finch may have overcome a barrier to northward expansion appearing on counts in Fenton and Prince Albert. The species has been present in Saskatoon since the early 1990s.

New Species

A much celebrated and unexpected species was added to the all-time CBC and provincial list when a Rustic Bunting was seen on the Creighton Count on 14 December 2009. The bird first appeared on 2 December and is still present at the time of this writing.

The Rustic Bunting is a widespread Eurasian species that has on occasion wandered to North America. The bunting brings the number of species recorded on the Saskatchewan CBC to 184.

Other Rarities

Very few other rarities of note were recorded. The rarest of these was a well-described Blue-winged Teal on the Regina count; there are only 10 previous records. Some rarities were reported without the requested documentation, and thus have to be regarded with some circumspection. Remember, the reputation you save may be your own!

Questionnaire

Many thanks to those who took the time to answer our questionnaire regarding the submission of their CBC results to the national database with Bird Studies Canada (BSC). One compiler mistakenly thought we were reluctant to accept their results; nothing could be farther from the truth. As long as the basic guidelines are observed, we are more than happy to accept any and all CBCs, regardless of whether they are sent on to BSC. Furthermore, BSC does not accept results from the Christmas Mammal Count (Saskatchewan is only one of two jurisdictions in North America to conduct a CMC).

Count Areas and Participants

(Names of compilers are in italics).

1. ARCHERWILL. Gerald Hiron, Susan Hiron, Buddy Hnetka, Pauline Hnetka, *Elaine Hughes*, Dorothy Klettberg, Willie Klettberg, Judy Revoy, Stan Revoy, Lori Rohne, Rick Rohne.
2. AVONLEA. Randi Edmonds, Don Robertson, *Alan Smith*, Blaine Sudom.
3. BANGOR. *Allan Bolton*, *Lynn Bolton*, Alan Hayward, Alleen Hayward, John Maddaford, Leslie Maddaford, Bev McLaren, Raye McLaren.
4. BESNARD LAKE. Jon Gerrard, Naomi Gerrard, *Peter Gerrard*.
5. BIGGAR. Murray Newton, Craig Palmer, Mark Pickett, Linda Schnedar, Lorrie Sielski, Larry Sutherland, *Guy Wapple*, Marguerite Wapple, Rob Wapple.
6. BIRCH HILLS. Doug Boivin, Carman Dodge, Margaret Mareschal, *Moe Mareschal*, Don Weidl.

7. BROADVIEW. *David Chaskavich, Red Hoskins, Barbara Weidl, Don Weidl, Alex Wyllie.*
8. BROMHEAD. *Martin Bailey, Carol Bjorklund.*
9. CABRI. *Carman Dodge.*
10. CANDLE LAKE. *Carman Dodge, Sandra Klassen, Wayne Klassen, Margaret Mareschal, Moe Mareschal, Don Weidl.*
11. CATER. *Bev Beland, Orval Beland.*
12. CHRISTOPHER LAKE. *Jeannie Walker.*
13. CHURCHBRIDGE. *Elin Johnson, Ron Johnson, Martha Karau, Wally Karau, Phyllis Kaeding, Elaine Pollock, John Pollock, Ed Wirth, Gloria Wirth.*
14. CLARK'S CROSSING. *Carol Blenkin, Lucille Bradisch, Dave Cook, Louise Cook, Lorne Duczek, Orly Felton, Daniel Giesbrecht, Terry Hams, Marilyn Haskins, Donna Haugen, Ron Jensen, Robert Johanson, Heney Klypak, Gordon Koshinsky, Margaret Koshinsky, Mary Loewen, Audrey MacKenzie, Bill MacKenzie, Hilda Noton, Sylvia Raginski, Nick Saunders, Dennis Seib, Ruth Seib, Jan Shadick, Stan Shadick, Marten Stoffel, Hilda Voth, Michael Williams.*
15. CODETTE LAKE. *Doug Boivin, Carman Dodge, Barb Weidl, Don Weidl.*
16. CORONACH. *Ross Dickson, Alan Smith.*
17. CRAVEN. *Stephane Canevet, Ann Cockman, Jim Cummings, Robin Enelsin, Elaine Exelby, Shirley Friel, Trevor Herriot, Louise Holloway, Phil Holloway, Phyllis Ilsley, Jennifer Karst, Lauretta Lane, Bob Luterbach, Kent Lynn, Barbara Mader, Doug Mader, Kimm Mann, Karen McIver, Barry Mitschke, Kevin Moore, Dora Mushka, Gerald Mushka, Catherine Parkinson, Brett Quiring, Jim Rollins, Susan Rollins, Jeannette Taylor, Rob Taylor.*
18. CREIGHTON. *Brenda Schmidt, Harvey Schmidt.*
19. CROOKED LAKE. *Boyd Metzler, Pat Ward.*
20. CROOKED RIVER. *Helen Carson, Lyle Carson, Burnie Lewis, Joyce Lewis, Margaret Mehler, Morley Mehler, Shirley Wishard.*
21. CYPRESS HILLS PROVINCIAL PARK (Centre Block). *David Larson, Madison Larson, Margaret Larson, Tanya Larson, Brynne Martin, Mimi Martin, Melody Nagel-Hisey, Kate Rutowski, Marlee Rutowski, Sophie Rutowski, Cassidy Schock, John Schock, Betty Swihart.*
22. DENHOLM. *Bev Beland, Orval Beland.*
23. DORINTOSH. *Joe Twidale, Lorraine Twidale.*
24. EASTEND. *Tom Donald, Robert Gebhardt, Alice Hanline, John Hanline, Joan Hodgins, Mary Thomson, Heidi Topham, Eldon Wig.*
25. EDENWOLD. *Jocelyn Hextall.*
26. ENDEAVOUR. *Norman Harris.*
27. ESTEVAN. *Bob Andrist, Cheryl Andrist, Glen Coles, Barry Dies, Marilyn Dies, Gerry Fichtemann, Kathy Hedegard, Larry Preddy.*
28. ESTUARY NORTH. *Cathy Cocks, Dean Francis, Fran Francis.*
29. FENTON. *Carman Dodge, Moe Mareschal, Don Weidl.*
30. FORT QU'APPELLE. *Jim Armstrong, Darleen DePorque, Ronald Hooper, Alice Isfan, Jack Lowe, Jean McKenna, Jennie Melanson, Alan Mlazgar, Wendy Paquin, Kelsey Pletz, Keith Stevens, David Sutherland, Elaine Willox.*
31. GARDINER DAM. *Greg Fenty, Daniel Giesbrecht, Jeff Jensen, Ron Jensen, Stan Shadick, Nick Saunders, Marten Stoffel, Guy Wapple.*
32. GOOD SPIRIT LAKE. *Bill Anaka, Dorothy Riesz, Ray Riesz, Lloyd Wilson, Marj Wilson.*
33. GRAYSON. *Carina Helm, Charles Helm, Daniel Helm, Karl Zimmer.*
34. HARRIS. *Ryan Dudragne, Ron Jensen, Nick Saunders, Betty Selsey, Fred Selsey, Guy Wapple.*
35. HEPBURN. *George Dirks, Thelma Dirks.*
36. HOLBEIN. *Bill Hughes, Carl Miller.*
37. HUDSON BAY. *Mo Alain, Roger Alain, Donna Coates, Gerry Coates, John Daisley, Rosalie Daisley, Joyce Hayes, Les Hayes, Agnes Llewellyn, Peter Llewellyn, Ron Shepherd, Vivian Shepherd, Bev Soules, Ed Soules, Gloria Stang, Wayne Thacker, Mervin Williamson, John Zolkavich.*
38. IMPERIAL. *Ross Dickson.*
39. INDIAN HEAD. *B. Duran, M. Duran, E. Escott, Irv Escott, David Gehl, R. Gehl, L. Gendron, Lansley Gibbens, R. Hearn, Susan Hearn, Gordon Howe, Jim Jinks, Linda Jinks, Nick Kucharan, D. Loran, A. Scott, Brian Scott, Janele Scott, Lorne Scott, Heidi Topham, Ian Topham, C. Skinner, C. Skinner, Fred Skinner, L. Skinner.*
40. KELVINGTON. *Dianne Sloan, Marguerite Sloan.*

41. KENASTON. *P. Lawrence Beckie.*
42. KENOSEE LAKE. *Boyd Metzler, John Pollock.*
43. KETCHEN NORTH. *Dallas Fairburn.*
44. KINISTINO (Horseshoe Bend). *Mika Messer, Verna Messer.*
45. KINLOCH. *Elaine Asbjornhus, Don Forbes, Doreen Forbes, A. J. Greenly, Cliff Logan, Ralph Wang, Doreen Wickstrom.*
46. KYLE. *David Hamilton, Glen Nelson, Yvonne Nelson, Glen Pederson, Martin Stoffel, Dan Zazelenchuk.*
47. LA RONGE. *Bob Bruce, Holly Chasse, Syd Robinson, John Schisler, Jan Shewchuk, Karen Waters.*
48. LEADER NORTH. *Daisy Meyers.*
49. LOVE - TORCH RIVER. *Joan Birkett, Bert Dalziel, Duke Dalziel, Joan Dalziel, Sara Dalziel, Jack Dewar, Lena Dewar, Scott Edwards, Roseanne Kirkpatrick, Ron Knutson, Terry Knutson, Paul L'Heureux, Bill Matthews, Lynn Matthews, Bev Macauley, Dave Macauley, Lillian Nessel, David Pratt, Sandra Topp.*
50. LUSELAND. *Estelle Finley, Kim Finley, Graeme Finley, Liam Finley, Valerie Finley, Brent Honeker, Shirley Honeker.*
51. MACDOWALL. *Myron Barton, Val Drummond, Barb Sather, Kelly Schnell, Alan Smith, Ione Surbey, Shirley Tait, Bob Tunstal.*
52. MAYVIEW. *Judith Graham.*
53. MEADOW LAKE. *Bill Caldwell, Janet Caldwell, Deirdre Todd, Phyllis Todd, William Todd, Bob Wilson, Ian Wilson.*
54. MOOSE JAW. *Al Gurnsey, Dan Sawatzky, Alan Smith.*
55. MOOSE MOUNTAIN. *Bob Cameron, Kathy Hedegard, Doyle Thomas, Val Thomas.*
56. MORSE. *Cam Barlow, Stella Enns, Mike Francis, Randel McCulloch, Joel Priebe, Ken Priebe, Myrna Priebe, Kathy Siemens, Ken Siemens, Lori Wilson.*
57. NIPAWIN. *Carol Blenkin, Vi Budd, Joyce Christiansen, Rose-Marie Cornand, Bert Dalziel, Joan Dalziel, Rick Douslin, Patty Gaertner, Shirley Harstad, Wally Harstad, Cary LeCuyer, Jennette LeCuyer, Jessie LeCuyer, Kyla LeCuyer, Megan LeCuyer, Wally Mollberg, Doug Pegg, Larry Trask.*
58. NISBET FOREST, NORTHWEST. *Sandra Jewell.*
59. NISBET FOREST, WEST. *Kim Clark, Kiri Clark, Shamara Clark, Suzanne Clark, Evelyn Marshal.*
60. OXBOW. *Rob Wapple.*
61. PIERCE LAKE. *Ted Hindmarsh, Richard Klauke, Lynn Paulus, Paul Paulus, Phil Shore.*
62. PIKE LAKE. *Alison Baudru, Lou Baudru, Ann Christensen, David Cook, Louise Cook, Gordon Crockford, Yvonne Cuttle, Lorne Duczek, Joan Feather, Daniel Giesbrecht, Bob Girvan, Michael Gollop, May Haga, Ron Jensen, Jeffrey Jensen, Mary Loewen, Audrey MacKenzie, Bill Mackenzie, Bob McNaughton, Ted Melville, Hilda Noton, Lynn Oliver, Scotty Oliver, Frank Roy, Nick Saunders, Marten Stoffel, Guy Wapple, Ruth Welsh, Bev Will, Michael Williams, Nancy Young.*
63. PRINCE ALBERT. *Ralph Abrey, Jim Bahr, L. Bonin, R. Bonin, Robbi Bonin, Kim Clark, Kiri Clark, Shamara Clark, Carman Dodge, Keith Dodge, Martin Donahue, Margaret Ferguson, Harold Fisher, Shelly Fisher, J. Germaine, Ham Greenwood, Ruth Griffiths, Sandra Jewell, Elaine McMillan, Cheryl Newman, Michael Newman, Francine Prins, Gil Reynolds, Teresa Reynolds, John Rye, Anita Stewart, Bonnie Tolley, Don Weidl.*
64. PRINCE ALBERT NATIONAL PARK. *Seth Cherry, Pat Dunn, Digit Guedo, Dusty Guedo, Herb Hodgson, Paulette Hodgson, Robyn Hufnagel, Eric Knight, Heather MacPhee, Fiona Moreland, Adam Pidwerbeski, Gregg Rutten, Terry Schneider, Theresa Stene, Rod Thompson, Lindy Thorpe, Jeff Weir.*
65. QU'APPELLE VALLEY DAM. *Daniel Giesbrecht, Jeff Jensen, Ron Jensen, Robert Johanson, Frank Roy, Nick Saunders, Stan Shadick, Marten Stoffel, Michael Williams.*
66. REGINA. *Lionel Bonneville, Lola Mae Crawley, Ron Crawley, Kathleen Donauer, Shirley Friel, Trevor Herriott, Dale Hjertaas, Phyllis Ilsley, Lucille Lipka, Kim Mann, Jim Nordquist, Catherine Parkinson, Wayne Pepper, Brett Quiring, Jacqueline Roy, Frank Switzer, May Switzer.*
67. ROULEAU. *Yvonne Bean, Len Larsen, Allan McGratten, Noreen McGratten, Patricia Sterzuk.*
68. ROUND LAKE (Qu'Appelle Valley). *Boyd Metzler, Mary Ward, Pat Ward.*
69. SALTCOATS. *Arden Bradford, Donna Bradford, Olga Brygadier, Walter Brygadier, Joan Farquharson, Walter Farquharson, Jim Jowsey, Shirley Jowsey, Gerri Knutson, Freda Laube, Laurie Murray, George Murray, Val Trowell, Rob Wilson.*
70. SASKATCHEWAN LANDING PROVINCIAL PARK. *Ryan Dudragne, Brian Knight, Dan Zazelenchuk, Ray Zeller.*

71. SASKATCHEWAN RIVER FORKS. Doug Boivin, Carman Dodge, *Don Weidl*.

76. SQUAW RAPIDS. *Ryan Dudragne*, Dan Sawatzky.

72. SASKATOON. Don Adams, Darlene Aikman, Ray Aikman, Tony Allen, Alison Baudru, Neva Bayliss, Helen Booker, Janny Bos, Barb Bradley, Harold Bradley, Heather Brenneman, Heinz Buchman, Annemarie Buchmann-Gerber, Mike Chorney, George Christenson, Jacqui Christenson, Dave Cook, Louise Cook, Paul Coutu, Vi Coutu, Ewen Coxworth, Gordon Crockford, Bill Davenport, Sonia Davenport, John Davies, Julia Davies, Arla Delver, Linda Delver, Lorne Duczek, Anne Dzus, Melanie Elliott, Tammy Elliott, Joan Feather, Sheila Flory, David Forbes, Cathy Fry, Joe Fry, Kamal Gabadage, Daniel Giesbrecht, Branimir Gjetvaj, Mike Gollop, Jean Gordon, Manu Grande, Bob Green, May Haga, Audrey Hall, Terry Hams, Collen Hardie, Peter Hardie, Kaija Harris, Erling Hertzum-Larsen, Grethe Hertzum-Larsen, Cathy Holtslander, Jeff Jensen, Julie Jensen, Ron Jensen, Richard Kerbes, Gordon Koshinsky, Margaret Koshinsky, Anna Leighton, Ted Leighton, Mary Loewen, Audrey MacKenzie, Bill MacKenzie, Bob McNaughton, Coleen Meldrum, Ted Melville, Penny Micklewright, Steve Micklewright, Larry Mitchell, Haley Mochoruk, Hilda Noton, Ken Nyeste, Asha Perera, Sylvia Raginski, Marella Rosta, Mary Jean Roy, Craig Salisbury, Lorriene Salisbury, Trish Santo, Nick Saunders, Sandra Savage, Marjorie Scharf, Maureen Scharf, Doug Schmeiser, Irene Schmeiser, Linda Schnedar, Albert Schondelmeier, Del Seto, Henry Shpyth, Jennifer Solem, Marten Stoffel, Gwen van der Kamp, Wendy Van Dijk, Hilda Voth, Heather Wagg, Guy Wapple, Shirley Wedgwood, George West, Bev Will, *Michael Williams*, Amy Wobeser, Gary Wobeser, Jim Wood, Judy Wood, Sandy Woynarski, Stan Woynarski, Dan Zazelenchuk, Norman Zlotkin.

77. SWIFT CURRENT. James Beattie, Jacquie Bolton, Norris Currie, Laurent Dudragne, Mary Ann Dudragne, Ryan Dudragne, Eric Emery, Arnie Ens, Donald Ferguson, Dave Green, Esther Green, Norma Hain, Dennis Hall, Linda Hall, *Hugh Henry*, Stephanie Kaduck, Connie Lendrum, Janet Payne, Kathryn Scott, Harold Steppuhn, Sue Steppuhn, Irene Stinson, Ron Welgan.

78. TOGO. Donna Dewores, Barb Elsasser, *Doug Elsasser*, Ed King, Louise King, William Koreliuk, Edith Mann, Fred Mann, Isabel Richie, Helen Tomochko, James Tomochko.

79. WEYBURN. Leo Belanger, Cecile Burr, Bob Cameron, *Ross Douglas*, John Ferrier, Glen Fleming, Millie Fleming, George Gillies, Cyril Marcotte, Alma McCormick, Doyle Thomas, Val Thomas, Kim Thorson, Myrt Thorson, Sid Trepoff.

80. WHITE BEAR. *Dan Zazelenchuk*.

81. WHITEWOOD. Cindy Ashfield, Joe Ashfield, Paul Ashfield, Tom Ede, Art Hintz, Joyce Kydd, Florence Luhtala, Sarah Manbourg, Jean Meadows, Ila Meszaros, *Boyd Metzler*, Harry Mitchell, Marilyn Mitchell, Donna Mohr, Rod Mohr, John Pollock, Lenora Santo, Carol Sawatzke, Wolfgang Sawatzke, Part Ward, Dawn Vennar, Diane Veresh, Ernie Veresh.

82. WINGARD-FORT CARLTON. *Myron Barton*, Rebecca Beam, Joshua Beam, Mitch Forseille, Julie Gustafson, Laurel Jensen, Ruth Prosser, Alan Smith.

73. SHAMROCK. Mike Francis, Hugh Henry, Randy McCulloch, Joel Prieb, Myrna Prieb, Lori Wilson.

83. YORKTON. Bill Anaka, Pat Fletcher, Cheryl Fraser, Joyce Gardner, Harley Large, Marge McKay, Gloria Rathgeber, Dorothy Riesz, Ray Riesz, *Geoff Rushowick*, Patrick Rushowick, Dorothy Skene.

74. SOMME. Edwin Brehmer, Irene Brehmer, Florence Chase, Lorne Chase, Mike Grywacheski, *Ronald Hooper (Non-participating compiler)*.

75. SPINNEY HILL. *Ed Driver*, Margaret Driver.



Let children walk with Nature, let them see the beautiful blendings and communions of death and life, their joyous inseparable unity, as taught in woods and meadows, plains and mountains and streams of our blessed star, and they will learn that death is stingless indeed, and as beautiful as life.

- John Muir

Table 1-1 Weather and Snow Cover

Locality	Date	Temperature (°C)		Wind (km/hr)		Snow (cm)		Sky A.M.	Sky P.M.
		Minimum	Maximum	Minimum	Maximum	Minimum	Maximum		
Archerwill	4 Jan 2010	-15	-13	6	6	10	10	cloudy	light snow
Avonlea	21 Dec 2009	-12	-10	0	5	15	25	partly cloudy	overcast
Bangor	29 Dec 2009	-33	-23	5	15	12	16	partly cloudy	mostly clear
Besnard Lake	27 Dec 2009	-12	9	2	5	10	30	clear	
Biggar	27 Dec 2009	-18	-12	10	16	0	10	mostly clear	partly cloudy
Birch Hills	17 Dec 2009	-22	-11	0	6	4	10	mostly clear	partly cloudy
Broadview	26 Dec 2009	-24	-17	15	20	10	15	partly cloudy	mostly clear
Bromhead	31 Dec 2009	-10	-10	8	18	0	5	clear	clear
Cabri	1 Jan 2010	-13	-15	20	30	10	15	heavy snow	heavy snow
Candle Lake	30 Dec 2009	-18	-15	10	20	10	20	mostly clear	clear
Cater	1 Jan 2010	-29	-18	2	20	10	15	mostly clear	partly cloudy
Christopher Lake	17 Dec 2009	-13	-15			4	6	mostly clear	
Churchbridge	30 Dec 2009	-14	-19	12	20	15	25	partly cloudy	light snow
Clark's Crossing	19 Dec 2009	-10	-7	0	11	2	10	overcast	overcast
Codette Lake	1 Jan 2010	-40	-28	0	2	10		clear	clear
Coronach	16 Dec 2009	-17	-7	2	10	3	5	clear	partly cloudy
Craven	19 Dec 2009	-11	-5	5	20	15	70	partly cloudy	partly cloudy
Creighton	14 Dec 2009	-34	-29	11	15	3	10	clear	mostly clear
Crooked Lake	14 Dec 2009	-26	-24	20	25	10	20	mostly clear	mostly clear
Crooked River	30 Dec 2009	-20	-15	2	5			clear	overcast
Cypress Hills P.P.	30 Dec 2009	-18	-15	0	20	45	50	light fog	light snow
Denholm	25 Dec 2009	-33	-22	2	2	8	11	mostly clear	mostly clear
Dorintosh	5 Jan 2010	-28	-21	2	5	6	10	mostly clear	mostly clear
Eastend	3 Jan 2010	-12	-13	0	10	10	40	overcast	partly cloudy
Edenwold	27 Dec 2009								
Endeavour	20 Dec 2009	-10	-9	0	5	5	12	cloudy	mostly clear
Estevan	4 Jan 2009			5	10	10	20	light snow	cloudy
Estuary North	2 Jan 2010	-15	-15	2		25		overcast	overcast
Fenton	18 Dec 2009	-12	-8			2	3		
Fort Qu'appelle	19 Dec 2009	-12	-8	0	0	5	6	cloudy	cloudy
Gardiner Dam	18 Dec 2009	-12	-9	0	20	0	10	moderate fog	mostly clear
Good Spirit Lake	17 Dec 2009	-22	-10	2	5	2	3	clear	clear
Grayson	24 Dec 2009	-18	-14	6	29	20	30	overcast	overcast
Harris	16 Dec 2009	-22	-15	0	20	0	5	partly cloudy	mostly clear
Hepburn	28 Dec 2009	-15	-10	10	15	7	7	light snow	light snow
Holbein	4 Jan 2010							clear	clear
Hudson Bay	27 Dec 2009	-21	-5	2	2	16	16	clear	partly cloudy
Imperial	20 Dec. 2009	-9	-5	2	19	2	4	overcast	mostly clear
Indian Head	27 Dec 2009	-11	-6	0	5	30	35	clear	mostly clear
Kelvington	30 Dec 2009	-20	-16	2	5	10	13	overcast	mostly clear
Kenaston	21 Dec 2009	-19	-12	0	0	12		clear	partly cloudy
Kenosee Lake	30 Dec 2009	-18	-15	10	30	30	50	overcast	overcast
Ketchen	26 Dec 2009	-23	-13	5	10	10	15	clear	clear
Kinistino	4 Jan 2010	-25	-17	0	0	4	8	cloudy	partly cloudy
Kinloch	18 Dec 2009	-19	-7	2	3	4	5	mostly clear	partly cloudy

Table 1-2 Weather and Snow Cover

Locality	Date	Minimum Temp (°C)	Maximum Temp (°C)	Minimum Wind (km/hr)	Maximum Wind (km/hr)	Minimum Snow (cm)	Maximum Snow (cm)	Sky A.M.	Sky P.M.
Kyle	28 Dec 2009	-13	-12	15	30	5	30	overcast	partly cloudy
La Ronge	29 Dec 2009	-16	-15	5	10	10	15	clear	clear
Leader North	27 Dec 2009	-22	-14	0	2	5	10	clear	clear
Love-Torch River	28 Dec 2009	-26	-20	0	5	15	20	clear	mostly clear
Luseland	27 Dec 2009	-17	-8	0	10	3	10	mostly clear	mostly clear
Macdowall	3 Jan 2010	-21	-18	2	5	6	9	clear	clear
Mayview	2 Jan 2010	-16	-10	5		14		cloudy	cloudy
Meadow Lake	26 Dec 2009	-10	-17	2	5	5	15		partly cloudy
Moose Jaw	18 Dec 2009	-16	-6	0	0	10	10	moderate fog	moderate fog
Moose Mountain	5 Jan 2010	-14	-7	2	12	20	30	overcast	light snow
Morse	19 Dec 2009	-7	-1	12	20	15	40	overcast	overcast
Nipawin	2 Jan 2010	-15	-14	11	25	5	20	overcast	overcast
Nisbet Forest NW	27 Dec 2009	-19	-12	0	8		10	clear	clear
Nisbet Forest West	29 Dec 2009	-14	-12	2	10	12	12	cloudy	cloudy
Oxbow	21 Dec 2009	-24	-14	1	3	10	25	clear	mostly clear
Pierce Lake	2 Jan 2010	-18	-16	0	17	15	25	mod. snow	overcast
Pike Lake	2 Jan 2010	-16	-13	9	17	5	20	partly cloudy	partly cloudy
Prince Albert	20 Dec 2009	-10	-8	15	15	2	5	overcast	overcast
Prince Albert N.P.	17 Dec 2009	-12	-10	6	8	2	4	overcast	overcast
Qu'Aappelle Dam	20 Dec 2009	-15	-7	7	10	15	25	cloudy	mostly clear
Regina	26 Dec 2009	-6	-15					partly cloudy	
Rouleau	27 Dec 2009	-17	-12	2	11	10	38	partly cloudy	mostly clear
Round Lake	16 Dec 2009	-22	-11	5	18	8	24	cloudy	cloudy
Saltcoats	4 Jan 2010							clear	clear
Sask. Landing P.P.	30 Dec 2009	-17	-16	10	20	5	30	cloudy	partly cloudy
Sask. River Forks	14 Dec 2009	-28	-25	20	20	2	5	clear	clear
Saskatoon	26 Dec 2009	-27	-16	5	13	5	10	mostly clear	mostly clear
Shamrock	27 Dec 2009	-13	-10	5	10	15	30	clear	clear
Somme	20 Dec 2009	-7		0	0	5	6	clear	clear
Spinney Hill	29 Dec 2009	-14	-11	25	35	2	8	overcast	light snow
Squaw Rapids	1 Jan 2010	-41	-34	2	10	15	40	clear	clear
Swift Current	19 Dec 2009	-9	-3	15	26	2	20	partly cloudy	cloudy
Togo	3 Jan 2010	-15	-14	5	10	10	15	cloudy	light snow
Weyburn	19 Dec 2009	-12	-8	15				light fog	overcast
White Bear	5 Jan 2010	-16	-14	20	30	10	40	mod. snow	light snow
Whitewood	28 Dec 2009	-21	-16	0	5	15	35	clear	clear
Wingard-Ft. Carlton	29 Dec 2009	-16	-13	0	5	10	15	overcast	overcast
Yorkton	22 Dec 2009	-14		15		8	12	overcast	overcast



*What is a weed? A plant whose virtues have not yet been discovered
- Ralph Waldo Emerson*

Table 2-1 Effort and Habitat Coverage. Wild Fruit Crop: p=poor, f=fair, g=good, e=excellent.

Locality	Effort						Habitat Coverage (%)													Wild Fruit Crop						
	Participants	Km on foot	Hours on foot	Km by vehicle	Hours by vehicle	Hours at feeders	Evergreen forest	Mixedwood forest	Deciduous forest	Aspen grove/farmland	Aspen grove/prairie	Native prairie	Tame pasture	Farmland	Farmsteads	Urban	Open water	Riparian	Shield, bog, swamp							
Archerwill	11	1.0	0.5	132	4.5	40.0		30		10			5	50	5										p	
Avonlea	4	2.0	1.0	136	6.5	8.0			5			5	5	65	5	15										e
Bangor	8			50	3.5	12.0				35	15			50												g
Besnard Lake	3	41.5	5.0	25	2.0		45	35	5														15			g
Biggar	9	12.0	10.3	454	12.8	6.0				20				55		25										g
Birch Hills	5	5.0	1.5	123	5.0	1.0			5	10			5	65	5	10										e
Broadview	5	1.5	1.0	156	6.0	4.0			20	40		5		25	5	5										g
Bromhead	2			128	5.0									95	5											
Cabri	1	1.0	0.5	152	3.5	0.5																				g
Candle Lake	6	4.5	2.5	191	10.0	3.0	20	20	30							30										f
Cater	2	0.2	0.2	271	7.7	0.9	5	10	5	15			5	50	5	5										g
Christopher Lake	1	10.0	2.5					65		35																p
Churchbridge	9			101	8.0	49.0				40				40	15	5										f
Clark's Crossing	28	36.0	20.3	557	27.4	6.0	1		1	21	2	1		35	13	21	1	4								g
Codette Lake	4	2.0	3.0	125	4.5		15	15	15	25				15	10		5									
Coronach	2	3.0	1.5	140	6.0							5	5	55	5	15	15									
Craven	28	14.0	4.0	425	21.0					15		5	10	45	10	15										g
Creighton	2	1.0	1.0	147	5.5	1.5	10	10	10							10							60			e
Crooked Lake	2	0.5	0.5	191	3.5				30	20				20	10	10	10									g
Crooked River	7	0.5	0.5	52	6.0	8.0		40						40	20											g
Cypress Hills P.P.	13	8.0	4.5	15	1.0	1.0	40	40	8			10			2											g
Denholm	2	0.3	0.2	263	8.0	0.8				20			5	70		5										f
Dorintosh	2	6.0	2.0	65	5.0	3.0	60							40												g
Eastend	8	7.5	5.0	127	7.8	1.0	5	10		20	10		30	10	15											p
Edenwold	1			1	0.5	7.5																				
Endeavour	1	5.0	2.0	35	3.0	2.0				60		20				20										p
Estevan	8	5.0	1.5	217	14.0				30			5		30	15	10	10									g
Estuary North	3	3.0	3.0	50	3.0	3.0			25			25		25	25											f
Fenton	3	5.0	2.0	135	5.3																					g
Fort Qu'appelle	13	3.0	2.0	210	11.0	5.0			10	40				5		40	5									e
Gardiner Dam	8	17.0	14.8	424	14.0					10				56		3	23	8								g
Good Spirit Lake	5	1.0	1.0	111	6.0	2.0		5	5	5		5	5	30	5	40										f
Grayson	4	4.0	1.0	80	3.0	1.0			15	40			10		10	20	5									f
Harris	6	4.0	3.8	192	8.5	2.0				40				50		10										f
Hepburn	2			410	8.0					80	10		5		5											
Holbein	2					6.0																				g
Hudson Bay	18	1.0	0.5	30	2.0	6.0		10						15	60	15										f
Imperial	1	1.0	0.3	223	6.7	0.0				1	1	1	2	92	2	1										p
Indian Head	25	2.0	0.5	144	6.0	56.0				10	5		10	70	4	1										g
Kelvington	2			37	1.5	8.5				30				60	10											g
Kenaston	1			286	6.0	1.0				85				5		10										
Kenosee Lake	2			100	4.0	1.0		5	40	10	5					40										g
Ketchen	1	1.0	1.5	50	1.5	6.0				30			20	20	20	10										
Kinistino	2	10.0	10.0	20	2.0	1.0		30					40	20	10											g
Kinloch	7	5.5	4.5	99	5.0	16.0	10	20	20	20					30											f

Table 2-2 Effort and Habitat Coverage. Wild Fruit Crop: p=poor, f=fair, g=good, e=excellent.

Locality	Effort						Habitat Coverage (%)											Wild Fruit Crop		
	Participants	Km on foot	Hours on foot	Km by vehicle	Hours by vehicle	Hours at feeders	Evergreen forest	Mixedwood forest	Deciduous forest	Aspen grove/farmland	Aspen grove/prairie	Native prairie	Tame pasture	Farmland	Farmsteads	Urban	Open water		Riparian	Shield, bog, swamp
Kyle	6	8.0	5.0	283	30.0	1.0					2	26	5	63	1	1		2		f
La Ronge	6			64	3.0	2.5	60	10								30				e
Leader North	1	8.0	4.0	50	2.0	2.0					50			25	25					f
Love-Torch River	19			219	10.0	26.0	10	10		60					10	10				f
Luseland	7	7.0	5.0	215	6.5	4.0				30	5	5	10	30	10	10				f
Macdowall	8			119	8.0	7.0	5	10	5	10	10			50	10					e
Mayview	1					6.0		100												
Meadow Lake	7	8.0	2.0	225	3.0	5.0		40						30		30				f
Moose Jaw	3	5.0	3.0	133	5.0	8.0			10					20		70				
Moose Mountain	4		0.3	194	8.5				70			2		20	3	5				g
Morse	10	4.0	1.5	380	24.8	1.0						3	90	7						g
Nipawin	18	20.0	6.0	150	28.0	30.0	20	10		5				30	10	20	5			f
Nisbet Forest NW	1	4.0	4.0			3.0		50							50					g
Nisbet Forest West	5	2.0	2.0	148	3.0	5.0	5	5		80					5	5				g
Oxbow	1	1.5	2.5	233	5.5	1.0				35		10	10	15	5	25				g
Pierce Lake	5	4.0	2.0	120	5.3			65		25					5		5			g
Pike Lake	31	40.0	27.3	538	27.3	6.8			15	10		5	15	15	40					f
Prince Albert	28	26.0	12.8	432	25.3	4.0	20			20				10	5	45				g
Prince Albert N.P.	17	78.0	33.5	11	2.0			95								5				
Qu'Appelle Dam	9	6.0	7.9	531	15.0				20	15	10	5	5	15	5	20	5			f
Regina	17	20.0	8.5	403	17.0	7.0			5			5	30	10	50					
Rouleau	5	5.0	3.0	80	5.0	2.0								65	5	10		20		p
Round Lake	3	0.5	0.5	189	5.0	1.0			25	40				20	10		5			g
Saltcoats	14	4.0	2.0	148	6.0	7.0				90						10				g
Sask. Landing P.P.	4	5.0	3.0	210	13.0					20		25	5	39	1			10		f
Sask. River Forks	3	3.0	1.5	89	5.0		20	20	20	10			5	15	5		5			f
Saskatoon	109	124	66.6	809	46.5	123	1	1	1	16	3	1	1	8	5	57	2	4		f
Shamrock	6	1.5	2.0	276	15.0									75	20	5				
Somme	5	2.0	1.0	32	3.0	3.0		20		20					50	10				e
Spinney Hill	2	3.0	1.5	151	7.0				35	25		5		35						f
Squaw Rapids	2	0.5	0.5	68	4.0			93						2			5			g
Swift Current	23	27.0	16.0	325	18.5	3.0								40	10	50				g
Togo	11	2.0	1.0	50	2.0	7.0	10	20	10	20	20	10		10						
Weyburn	15			396	15.0									85		15				
White Bear	1	2.0	1.0	115	5.5						20	5	73	1				1		f
Whitewood	23	8.0	6.0	434	14.5	29.0				30					10	60				e
Wingard-Ft. Carlton	8			89	3.5	8.0		5	5	15	5		5	35	30					g
Yorkton	12			43	7.0	6.0					10				10	80				g



Nature abhors a vacuum, and if I can only walk with sufficient carelessness I am sure to be filled.

- Henry David Thoreau

Table 3-1 Species found on 10 or more counts () = seen during Count Period (CP)

Map Number	1	2	3	4	5	6	7	8	9	10	11
Species	Archerwill 4 Jan 2010	Avonlea 21 Dec 2009	Bangor 29 Dec 2009	Besnard Lake 27 Dec 2009	Biggar 27 Dec 2009	Birch Hills 17 Dec 2009	Broadview 26 Dec 2009	Bromhead 31 Dec 2009	Cabri 1 Jan 2010	Candle Lake 30 Dec 2009	Cater 1 Jan 2010
Canada Goose											
Mallard					7						
Common Goldeneye											
Gray Partridge		33									
Ring-necked Pheasant								52	12		
Ruffed Grouse	4						1			1	
Sharp-tailed Grouse		1	21		13		33	32	63		
Bald Eagle			3		1						1
Northern Goshawk		1				1				1	
Golden Eagle									1		
Merlin		1									
Rock Pigeon	10	90	7		247	21	15	11			16
Eurasian Collared-Dove					3						
Great Horned Owl		1	1		2		1	1			(1)
Snowy Owl		3				(1)		1			
Downy Woodpecker	8	2	5	2	4	2	3				2
Hairy Woodpecker	8	(1)	8	1	2	4	8			5	1
Northern Flicker											
Pileated Woodpecker				1							
Northern Shrike											1
Gray Jay	(2)			11						6	(2)
Blue Jay	21				2	3	1			3	3
Black-billed Magpie	10	16	25	(2)	116	45	20		12	15	10
Common Raven	22		33	36	51	24	12		1	150	192
Horned Lark		94			253	(2)		332	216		
Black-capped Chickadee	43	(1)	32	10	21	69	32			27	26
Boreal Chickadee	(2)			23						16	
Red-breasted Nuthatch	4	2	1	2	44	5	2			6	(2)
White-breasted Nuthatch	2	2	2			2	1				2
Brown Creeper											
American Robin			3			1	2				
European Starling		24	7			26					
Bohemian Waxwing						5					
Cedar Waxwing					37						
Dark-eyed Junco					(1)						
Snow Bunting	685	50	193		631	7	367	749	385		748
Pine Grosbeak	89			15						16	68
House Finch		2			28	1	4				
White-winged Crossbill				8	24					42	
Common Redpoll	21	(1)	4	196	46	36			172	16	713
Hoary Redpoll				31	2						
Pine Siskin	2				24	2					
American Goldfinch						27					
Evening Grosbeak	6										
House Sparrow		160	167		450	126	202	22	174		7
Total Birds Count Day	935	482	513	348	2009	414	707	1268	1036	309	1790
Total Birds only in CP	5	3	0	2	1	4	0	0	0	2	5
Total Species Count Day	15	16	17	15	23	22	18	11	9	15	14
Total Species only in CP	3	3	0	1	1	3	0	0	0	1	3

Table 3-2 Species found on 10 or more counts () = seen during Count Period (CP)

Map Number	12	13	14	15	16	17	18	19	20	21	22
Species	Christopher Lake 17 Dec 2009	Churchbridge 30 Dec 2009	Clark's Crossing 19 Dec 2009	Codette Lake 1 Jan 2010	Coronach 16 Dec 2009	Craven 19 Dec 2009	Creighton 14 Dec 2009	Crooked Lake 14 Dec 2009	Crooked River 30 Dec 2009	Cypress Hills P.P. 30 Dec 2009	Denholm 25 Dec 2009
Canada Goose											
Mallard					6243			18			
Common Goldeneye			11		12						
Gray Partridge			12			7					(10)
Ring-necked Pheasant					16	1					
Ruffed Grouse						1			1		
Sharp-tailed Grouse		9	35		49	6	9	1		10	
Bald Eagle			1		3			1		2	
Northern Goshawk			1	1							
Golden Eagle											
Merlin						1					
Rock Pigeon		6	311	1		73	55	13			18
Eurasian Collared-Dove											
Great Horned Owl			4		2	(1)					1
Snowy Owl			3		2						
Downy Woodpecker	2	4	9	2	1	14	2	1	5	3	3
Hairy Woodpecker		6	13	4		14	2	2	2	3	2
Northern Flicker			3			4					
Pileated Woodpecker				2							
Northern Shrike			1					(1)			1
Gray Jay				2			3		3		
Blue Jay		3	11	10		8		3	9		
Black-billed Magpie	4	4	307	41	1	138	3	10	24	18	43
Common Raven	6	15	87	110		30	117	13	14	6	20
Horned Lark			2		1301					2	24
Black-capped Chickadee	26	46	185	30		191	3	68	20	57	9
Boreal Chickadee	1										
Red-breasted Nuthatch	2	3	36		2	15	2	1	5	50	
White-breasted Nuthatch	3	4	1	1		21		2	4		
Brown Creeper						1				1	
American Robin		2	2			2		34			
European Starling			28			12					
Bohemian Waxwing						45	4			100	
Cedar Waxwing		15	17								
Dark-eyed Junco		1	3	2		1	4		2		
Snow Bunting		83	62		874	559		325			1782
Pine Grosbeak	(11)			43			4		20		
House Finch			3			12					
White-winged Crossbill			37	16			13				
Common Redpoll	1		12	103			268			4	18
Hoary Redpoll							27		6		(3)
Pine Siskin	52		39	6					1		
American Goldfinch											
Evening Grosbeak	2			26					82		
House Sparrow		60	1706	25	38	188		3	38	9	21
Total Birds Count Day	99	261	3031	427	16554	1346	518	517	236	282	1942
Total Birds only in CP	11	0	0	0	0	1	0	1	1	0	14
Total Species Count Day	10	15	31	20	16	25	17	18	16	17	12
Total Species only in CP	1	0	0	0	0	1	0	1	1	0	3

Table 3-3 Species found on 10 or more counts () = seen during Count Period (CP)

Map Number	23	24	25	26	27	28	29	30	31	32	33
Species	Dorintosh 5 Jan 2010	Eastend 3 Jan 2010	Edenwold 27 Dec 2009	Endeavour 20 Dec 2009	Estevan 4 Jan 2010	Estuary North 2 Jan 2010	Fenton 18 Dec 2009	Fort Qu'appelle 19 Dec 2009	Gardiner Dam 18 Dec 2009	Good Spirit Lake 17 Dec 2009	Grayson 24 Dec 2009
Canada Goose											
Mallard					595			3	1108		6
Common Goldeneye					130			1	98		1
Gray Partridge		(12)	9		9				33		
Ring-necked Pheasant		2			49	43					
Ruffed Grouse	4			(1)			1	(1)		(4)	
Sharp-tailed Grouse	3	16			68	6		15	19		2
Bald Eagle		(2)			(3)				27	1	
Northern Goshawk		1			(1)	1					
Golden Eagle		2		(1)	1	1			4		
Merlin					(1)			(1)			
Rock Pigeon		7		18	22	2	70	62	100		
Eurasian Collared-Dove		5			21			2			
Great Horned Owl					1	1	1		9		1
Snowy Owl		1						(1)	3		
Downy Woodpecker	2	5	1	2	5	1	4	8	3	3	2
Hairy Woodpecker	2		2	2	2	2	3	8	2	2	2
Northern Flicker					5			(1)	2		
Pileated Woodpecker						1	1	1			
Northern Shrike					1			(1)			
Gray Jay	4			2							
Blue Jay	5		2	4	(2)	5	2	6		2	
Black-billed Magpie	4	66	2	8	12	17	98	12	79	36	28
Common Raven	43			30	(1)		54	32	18	47	15
Horned Lark		235			325	150		2	51		
Black-capped Chickadee	14	33	5	17	18	7	31	77	26	24	42
Boreal Chickadee							1				
Red-breasted Nuthatch	3	13	1		11	1	4	5	11	(1)	
White-breasted Nuthatch	1			2	14			7		3	1
Brown Creeper		1			(2)				1		
American Robin					7		4	33			15
European Starling				6				24	9		
Bohemian Waxwing										23	
Cedar Waxwing					(4)	10	7		26		
Dark-eyed Junco		2			11			5			
Snow Bunting			20	(50)	310	760	4	(4)	443		106
Pine Grosbeak	10			20		15				2	
House Finch					3		2	(2)			
White-winged Crossbill											
Common Redpoll	48	9		(15)			3		7		
Hoary Redpoll	4										
Pine Siskin		6	7		6		2	20			
American Goldfinch					4			8			
Evening Grosbeak	15			55							
House Sparrow		16	100	20	103	47	211	238	554	13	6
Total Birds Count Day	162	424	152	186	2816	1070	505	574	2836	156	229
Total Birds only in CP	0	14	0	67	14	0	0	13	0	5	0
Total Species Count Day	15	19	12	13	32	18	20	23	33	11	14
Total Species only in CP	0	2	0	4	7	0	0	8	0	2	0

Table 3-4 Species found on 10 or more counts () = seen during Count Period (CP)

Map Number	34	35	36	37	38	39	40	41	42	43	44
Species	Harris 16 Dec 2009	Hepburn 28 Dec 2009	Holbein 4 Jan 2010	Hudson Bay 27 Dec 2009	Imperial 20 Dec. 2009	Indian Head 27 Dec 2009	Kelvington 30 Dec 2009	Kenaston 21 Dec 2009	Kenosee Lake 30 Dec 2009	Ketchen 26 Dec 2009	Kinistino 4 Jan 2010
Canada Goose											
Mallard						2					
Common Goldeneye											
Gray Partridge	11					6		(8)			
Ring-necked Pheasant											
Ruffed Grouse				3		6	5			10	2
Sharp-tailed Grouse	18	(10)		4	39	19		-8			
Bald Eagle	2			1	2	5					
Northern Goshawk											
Golden Eagle	1										
Merlin											
Rock Pigeon	93	21		1	54	129	2	15		16	
Eurasian Collared-Dove											
Great Horned Owl	2	1									
Snowy Owl	1				2	1					
Downy Woodpecker	2	1	3	6	1	23	2			3	1
Hairy Woodpecker	4		2	9		21	5	1	2	4	1
Northern Flicker	1										
Pileated Woodpecker							1				
Northern Shrike									1		
Gray Jay				3							2
Blue Jay			5	32		20	7		11	4	6
Black-billed Magpie	109	19	2	7	29	41	5	21	6	18	23
Common Raven	14	24	1	58	10	47	7	5	3	7	8
Horned Lark	45				24	9	4	2			
Black-capped Chickadee	22	5	7	92		125	6	5	60	10	10
Boreal Chickadee			2	2							
Red-breasted Nuthatch	8		2	7	2	24	2		7		
White-breasted Nuthatch			3	6		16			7		
Brown Creeper											
American Robin						26					
European Starling					3	2				8	
Bohemian Waxwing				50			26				
Cedar Waxwing				50							
Dark-eyed Junco						13	5				
Snow Bunting	1612	50		600	8	36	919	9		11	
Pine Grosbeak	1		7	57			3			12	12
House Finch	8										
White-winged Crossbill							10				
Common Redpoll		110	23	24			21	33		24	23
Hoary Redpoll			1								
Pine Siskin	2	15		39		79			15		
American Goldfinch									5		
Evening Grosbeak			32	155						(3)	8
House Sparrow	357	12		10	145	229	3	74		62	
Total Birds Count Day	2313	258	90	1224	319	882	1033	166	117	189	96
Total Birds only in CP	0	10	0	0	0	0	0	16	0	3	0
Total Species Count Day	20	10	13	25	12	24	18	10	10	13	11
Total Species only in CP	0	1	0	0	0	0	0	2	0	1	0

Table 3-5 Species found on 10 or more counts () = seen during count period (CP)

Map Number	45	46	47	48	49	50	51	52	53	54	55
Species	Kinloch 18 Dec 2009	Kyle 28 Dec 2009	La Ronge 29 Dec 2009	Leader North 27 Dec 2009	Love-Torch River 28 Dec 2009	Luseland 27 Dec 2009	Macdowall 3 Jan 2010	Mayview 2 Jan 2010	Meadow Lake 26 Dec 2009	Moose Jaw 18 Dec 2009	Moose Mountain 5 Jan 2010
Canada Goose											
Mallard											
Common Goldeneye			(1)								
Gray Partridge		95		7	9	(7)				102	
Ring-necked Pheasant	20			31							
Ruffed Grouse			(4)		4		(4)	1			
Sharp-tailed Grouse	(2)	3			(3)	4	15			2	29
Bald Eagle					(1)						
Northern Goshawk							2				
Golden Eagle											
Merlin		1									
Rock Pigeon	5	260			(4)	63	5		21	58	33
Eurasian Collared-Dove						4				(1)	
Great Horned Owl	1	13				3	3				
Snowy Owl		8		1		2					
Downy Woodpecker	5	1	(1)	2	17	1	5		1	1	
Hairy Woodpecker	10		1		18		3	1		2	1
Northern Flicker				1		1				1	1
Pileated Woodpecker	3			1	(1)		1				1
Northern Shrike	1								1		
Gray Jay	10		2		13		(1)	2	3		
Blue Jay	26		2		20	2	14	1			1
Black-billed Magpie	25	195		16	94	71	32		12	9	34
Common Raven	62	5	527	2	134	7	36		77		53
Horned Lark		80		12		106					
Black-capped Chickadee	34	4	18	2	93	7	91	4	8	5	27
Boreal Chickadee			4		1			2			
Red-breasted Nuthatch	4	1	6		15	3	2	4	2	8	1
White-breasted Nuthatch	9				8		9			2	1
Brown Creeper	1										
American Robin											3
European Starling			34	6	9						
Bohemian Waxwing	11	(14)	(7)	35	94		50				
Cedar Waxwing										7	
Dark-eyed Junco					3					12	
Snow Bunting	(26)	1520			1433	51	153		21	66	40
Pine Grosbeak	44	(1)	87		86		33	2	17		
House Finch		1			2	17				11	
White-winged Crossbill	4				12		(7)				
Common Redpoll	61	30	241	20	300	39	40		20		
Hoary Redpoll	7			10	1						
Pine Siskin		14			33	5	39			9	40
American Goldfinch							23				20
Evening Grosbeak	35		38		141		49	7			
House Sparrow		1270		12	51	77			11	202	10
Total Birds Count Day	378	3503	963	158	2592	464	606	24	195	497	295
Total Birds only in CP	29	15	19	0	12	7	13	0	0	1	0
Total Species Count Day	21	19	13	15	25	19	21	9	13	16	16
Total Species only in CP	3	2	9	0	7	1	4	0	0	1	0

Table 3-6 Species found on 10 or more counts () = seen during Count Period (CP)

Map Number	56	57	58	59	60	61	62	63	64	65	66
Species	Morse 19 Dec 2009	Nipawin 2 Jan 2010	Nisbet Forest NW 27 Dec 2009	Nisbet Forest W 29 Dec 2009	Oxbow 21 Dec 2009	Pierce Lake 2 Jan 2010	Pike Lake 2 Jan 2010	Prince Albert 20 Dec 2009	Prince Albert N.P. 17 Dec 2009	Qu'appelle Dam 20 Dec 2009	Regina 26 Dec 2009
Canada Goose								2			98
Mallard						3		1		75	132
Common Goldeneye						5				17	(1)
Gray Partridge	390	6									174
Ring-necked Pheasant	12				10						
Ruffed Grouse		2				2	4	1	5		
Sharp-tailed Grouse	102	6			38		83			151	9
Bald Eagle	1	2			1		1	2		1	
Northern Goshawk	1	1					1				
Golden Eagle	7									1	
Merlin	4							1			1
Rock Pigeon	205				51		74	598		43	786
Eurasian Collared-Dove										15	
Great Horned Owl	18	1			2		4			6	1
Snowy Owl	7										7
Downy Woodpecker	(2)	9	2	2	3	3	35	10	1	1	12
Hairy Woodpecker	1	6	2	6	2	2	30	10	4	7	2
Northern Flicker							6			1	4
Pileated Woodpecker							4		6		
Northern Shrike		1			1		4				
Gray Jay		4	2	1		3	(1)	13	7		
Blue Jay		15	2	12		7	12	26	6		2
Black-billed Magpie	50	37	1	15	11	9	131	119	8	101	9
Common Raven	1	256	4	59	39	12	71	395	27	25	7
Horned Lark	524				13						
Black-capped Chickadee	1	57	33	34	29	10	552	140	45	38	42
Boreal Chickadee						12		8	32		
Red-breasted Nuthatch	1	24	1		5	2	22	3	2	10	38
White-breasted Nuthatch		3	2	1	4	3	18	1	1		10
Brown Creeper							1				
American Robin	1			(10)			74			53	
European Starling	43	3			3		21				6
Bohemian Waxwing	(30)	23		(200)			101	21		1	1
Cedar Waxwing							12	104			
Dark-eyed Junco		1									21
Snow Bunting	2304	120		1006	175	200	1728	1		124	2
Pine Grosbeak		29	15	22		17	5	14	2	20	
House Finch	8						3	7			30
White-winged Crossbill						30	12	6		2	2
Common Redpoll	(16)	154		15		18	69	25	139	8	
Hoary Redpoll			5								
Pine Siskin	(5)	193	1		9		3	161	1	1	32
American Goldfinch				3	12			1			
Evening Grosbeak		140		24			2	72			
House Sparrow	1296	92			166		587	163		184	1231
Total Birds Count Day	4981	1189	74	1200	574	338	3677	1924	295	893	2665
Total Birds only in CP	53	1	2	201	0	0	1	0	0	0	3
Total Species Count Day	23	28	12	13	19	17	32	31	17	26	30
Total Species only in CP	4	1	2	2	0	0	1	0	0	0	3

Table 3-7 Species found on 10 or more counts () = seen during Count Period (CP)

Map Number	67	68	69	70	71	72	73	74	75	76	77
Species	Rouleau 27 Dec 2009	Round Lake 16 Dec 2009	Saltcoats 4 Jan 2010	Sask. Landing P.P. 30 Dec 2009	Sask. River Forks 14 Dec 2009	Saskatoon 26 Dec 2009	Shamrock 27 Dec 2009	Somme 20 Dec 2009	Spinney Hill 29 Dec 2009	Squaw Rapids 1 Jan 2010	Swift Current 19 Dec 2009
Canada Goose		4				851					
Mallard		32				19					3
Common Goldeneye		1				222				99	
Gray Partridge	39			10		14	202	10			38
Ring-necked Pheasant							6				14
Ruffed Grouse		(1)	7		1	1		4			
Sharp-tailed Grouse		1	4	34		3	15	6	2	2	53
Bald Eagle		2				1		3			1
Northern Goshawk						2	1				
Golden Eagle				2			2				
Merlin						4					
Rock Pigeon	37	26	7	176		1749	26		5		317
Eurasian Collared-Dove						4					116
Great Horned Owl	2		(1)	3		4	9				4
Snowy Owl	3		1	5			5				3
Downy Woodpecker		7	6		2	31		3	1	1	2
Hairy Woodpecker		7	10		4	23		3			
Northern Flicker						36			1		7
Pileated Woodpecker			2		1			(1)		1	
Northern Shrike			(1)		1	1					
Gray Jay								4			
Blue Jay		8	12		1	15		12	7	6	
Black-billed Magpie	3	9	19	62	29	370	25	11	30	1	100
Common Raven	1	41	37		15	108	1	12	6	21	
Horned Lark		2	5	38		11	290		1		35
Black-capped Chickadee		46	39	13	19	808		20	19	10	17
Boreal Chickadee					6					1	
Red-breasted Nuthatch		3	13		2	263		2	3	2	55
White-breasted Nuthatch		15	8			2		3			3
Brown Creeper			(1)			2					
American Robin		16	3	1		19					2
European Starling	43	1			2	61	8				8
Bohemian Waxwing				123	3	34					
Cedar Waxwing			6			93					
Dark-eyed Junco			10			14					
Snow Bunting	100	425	17	1410	3	348	38	(60)	147	467	174
Pine Grosbeak					9		1	45	6	7	
House Finch						383					12
White-winged Crossbill					3	21			24	64	
Common Redpoll			3	81	79	104		46	3	246	15
Hoary Redpoll						1				1	
Pine Siskin		12	35		12	292	2	5			31
American Goldfinch					1	(2)					
Evening Grosbeak					6			42			
House Sparrow	42	33	117	420	30	3206	1105	30	38		1182
Total Birds Count Day	270	693	363	2378	232	9191	1736	261	301	933	2199
Total Birds only in CP	0	1	3	1	0	5	0	61	0	0	0
Total Species Count Day	9	22	22	14	24	43	16	18	17	17	25
Total Species only in CP	0	1	3	1	0	3	0	2	0	0	0

Table 3-8 Species found on 10 or more counts () = seen during Count Period (CP)

Map Number	78	79	80	81	82	83				
Species	Togo 3 Jan 2010	Weyburn 19 Dec 2009	White Bear 5 Jan 2010	Whitewood 28 Dec 2009	Wingard-Ft Carlton 29 Dec 2009	Yorkton 22 Dec 2009	Totals Count Day	Totals only in Count	#Counts count day	# Counts only in count
Canada Goose							10158	0	13	0
Mallard						68	8315	0	16	0
Common Goldeneye							597	2	11	2
Gray Partridge		104	39		(8)		1359	45	23	5
Ring-necked Pheasant		5	(1)				273	1	14	1
Ruffed Grouse				(1)	2		73	16	24	7
Sharp-tailed Grouse		54	20	8	12		1147	23	48	4
Bald Eagle				(1)			65	7	23	4
Northern Goshawk							15	1	13	1
Golden Eagle		1					23	1	11	1
Merlin		1					14	2	8	2
Rock Pigeon	26	91	105	113		124	6510	4	56	1
Eurasian Collared-Dove		17					187	1	9	1
Great Horned Owl			2	1			106	3	32	3
Snowy Owl		6	1				66	2	21	2
Downy Woodpecker	12	2		17	5	10	362	3	70	2
Hairy Woodpecker	13	1		17	8	10	365	1	64	1
Northern Flicker				2			76	1	16	1
Pileated Woodpecker	1			2	1		31	2	18	2
Northern Shrike	1			(1)			16	4	13	4
Gray Jay							100	6	21	4
Blue Jay	24			25	14	2	462	2	52	1
Black-billed Magpie	4	1	36	129	24	9	3345	2	79	1
Common Raven	18			48	15	124	3608	1	70	1
Horned Lark		43	20	2			4253	2	33	1
Black-capped Chickadee	66		1	242	44	44	4193	1	75	1
Boreal Chickadee							111	2	14	1
Red-breasted Nuthatch	2	4		41		18	845	3	64	2
White-breasted Nuthatch	9	2		15	5	5	246	0	47	0
Brown Creeper				(1)			8	4	7	3
American Robin	2			25		2	332	1	24	1
European Starling		4	8	28		28	465	0	29	0
Bohemian Waxwing					100		850	251	20	4
Cedar Waxwing	45			10		66	505	4	15	1
Dark-eyed Junco		1		3		(3)	114	4	19	2
Snow Bunting	136	62	98	272	230		25259	140	60	4
Pine Grosbeak	44				4		903	12	38	2
House Finch				2		1	540	2	21	1
White-winged Crossbill							330	7	18	1
Common Redpoll	24				39	20	3774	32	51	3
Hoary Redpoll							96	3	12	1
Pine Siskin	72			56	29	141	1545	5	42	1
American Goldfinch				16	16		136	2	12	1
Evening Grosbeak					100	17	1054	3	22	1
House Sparrow	89	184	827	262	62	323	18898	0	65	0
Total Birds Count Day	589	674	1157	1345	712	1018	102358			
Total Birds only in CP	0	0	2	5	8	2		638		
Total Species Count Day	19	20	11	27	20	19	91			
Total Species only in CP	0	0	2	5	1	1		2		

Table 4-1 Species found in fewer than 10 counts


Species	Locality and Number (*=Count Period)
Cackling Goose	Clark's Crossing (1), Estevan (1)
Blue-winged Teal	Regina (1)
Green-winged Teal	Coronach (1), Crooked Lake (1)
Redhead	Gardiner Dam (5)
Lesser Scaup	Fort Qu'Appelle (1), Gardiner Dam (11), Indian Head (1), Prince Albert (3), Regina (1)
Bufflehead	Gardiner Dam (1)
Hooded Merganser	Estevan (3)
Common Merganser	Gardiner Dam (161), La Ronge (1*), Regina (1*), Round Lake (1), Saskatoon (1), Squaw Rapids (3)
Red-breasted Merganser	Gardiner Dam (1)
Spruce Grouse	La Ronge (1*), Love-Torch River (1), Prince Albert N.P. (2)
Willow Ptarmigan	Besnard Lake (2), Candle Lake (2*), Creighton (1), La Ronge (1*)
Wild Turkey	Broadview (2), Cypress Hills P.P. (4), Whitewood (2)
Sharp-shinned Hawk	Archerwill (1*), Craven (1), Swift Current (1)
Cooper's Hawk	Birch Hills (1), Saskatoon (1*), Whitewood (1*)
Red-tailed Hawk	Regina (1*)
Rough-legged Hawk	Gardiner Dam (1), Love-Torch River (1*)
American Kestrel	Edenwold (1), Saskatoon (1*)
Gyr Falcon	Bromhead (1), Gardiner Dam (1)
Peregrine Falcon	Luseland (1)
Prairie Falcon	Bromhead (1), Estevan (1), Kyle (1), Morse (3), Qu'Appelle Dam (1), Saskatchewan Landing P.P. (1*), White Bear (1*)
American Coot	Estevan (1)
Glaucous Gull	Gardiner Dam (1)
Mourning Dove	Cypress Hills P.P (6), Swift Current (6).
Northern Hawk Owl	Candle Lake (4), Codette Lake (1), Hudson Bay (1), Love-Torch River (1*), Meadow Lake (1), Prince Albert (1), Squaw Rapids (1),
Great Gray Owl	Birch Hills (1*), Hudson Bay (1), Kinloch (1*), Macdowall (1)
Short-eared Owl	Biggar (1), Birch Hills (5), Denholm (1*), Estevan (3), Fenton (2), Nipawin (2), Sask. River Forks (1), Saskatoon (2), Wingard-Fort Carlton (1)
Northern Saw-whet Owl	La Ronge (1*)
American Three-toed Woodpecker	Candle Lake (1), Nisbet Forest NW (1*), Prince Albert N.P. (7), Sask. River Forks (1), Spinney Hill (1)
Black-backed Woodpecker	Besnard Lake (2), Codette Lake (1), Love-Torch River (1*), Macdowall (1*), Nisbet Forest NW (1*), Sask. River Forks (1)
American Crow	Craven (1), La Ronge (2), Regina (2), Saskatoon (5), Togo (1)
Golden-crowned Kinglet	Gardiner Dam (1), La Ronge (2*), Qu'Appelle Dam (4), Round Lake (1), Saskatoon (4),
Townsend's Solitaire	Eastend (1), Qu'Appelle Dam (3)
Varied Thrush	Regina (1)
Chipping Sparrow	Cypress Hills P.P (2), Hudson Bay (6).

Table 4-2 Species found in fewer than 10 counts

Species	Locality and Number (*=Count Period)
Song Sparrow	Nipawin (1)
White-throated Sparrow	Birch Hills (1), Eastend (3), Nipawin (1), Saskatoon (1*)
Harris's Sparrow	Broadview (1), Crooked River (1*), Edenwold (2), Saskatoon (1)
White-crowned Sparrow	Prince Albert (5), Wingard-Fort Carlton (1)
Lapland Longspur	Bromhead (66), Coronach (2), Spinney Hill (7), Weyburn (90), Whitewood 1
Rustic Bunting	Creighton (1)
Rose-breasted Grosbeak	Yorkton (6)
Red-winged Blackbird	La Ronge (1), Nipawin (1*)
Rusty Blackbird	Pike Lake (2)
Brewer's Blackbird	Regina (1)
Common Grackle	Estevan (1), Kyle (1), Morse (1), Weyburn (1)
Gray-crowned Rosy-Finch	Kenaston (1)
Purple Finch	Crooked Lake (14), Fort Qu'Appelle (2*), Pike Lake (5), Saltcoats (2), Whitewood (4)
Red Crossbill	Besnard Lake (8), Cypress Hills P.P. (5), Prince Albert (10), Saskatoon (42)

Table 5 Birds not identified to species

Category	Locality and Number
Duck sp.	Saskatoon (14)
Small Accipiter	Saskatoon (1)
Hawk sp.	Clark's Crossing (1)
Woodpecker sp.	Nisbet Forest Northwest (4), Saskatoon (1)



*Rustic Bunting observed during the Creighton count. This photo was taken on 20 February 2010, several days before its last sighting at the feeder of Brenda and Harvey Schmidt. Rustic Buntings (*Emberiza rustica*) are native to northern Europe and Asia and are regular visitors to the western Aleutian Islands of Alaska, but to have an individual make it as far inland as Saskatchewan is a rare treat indeed.*

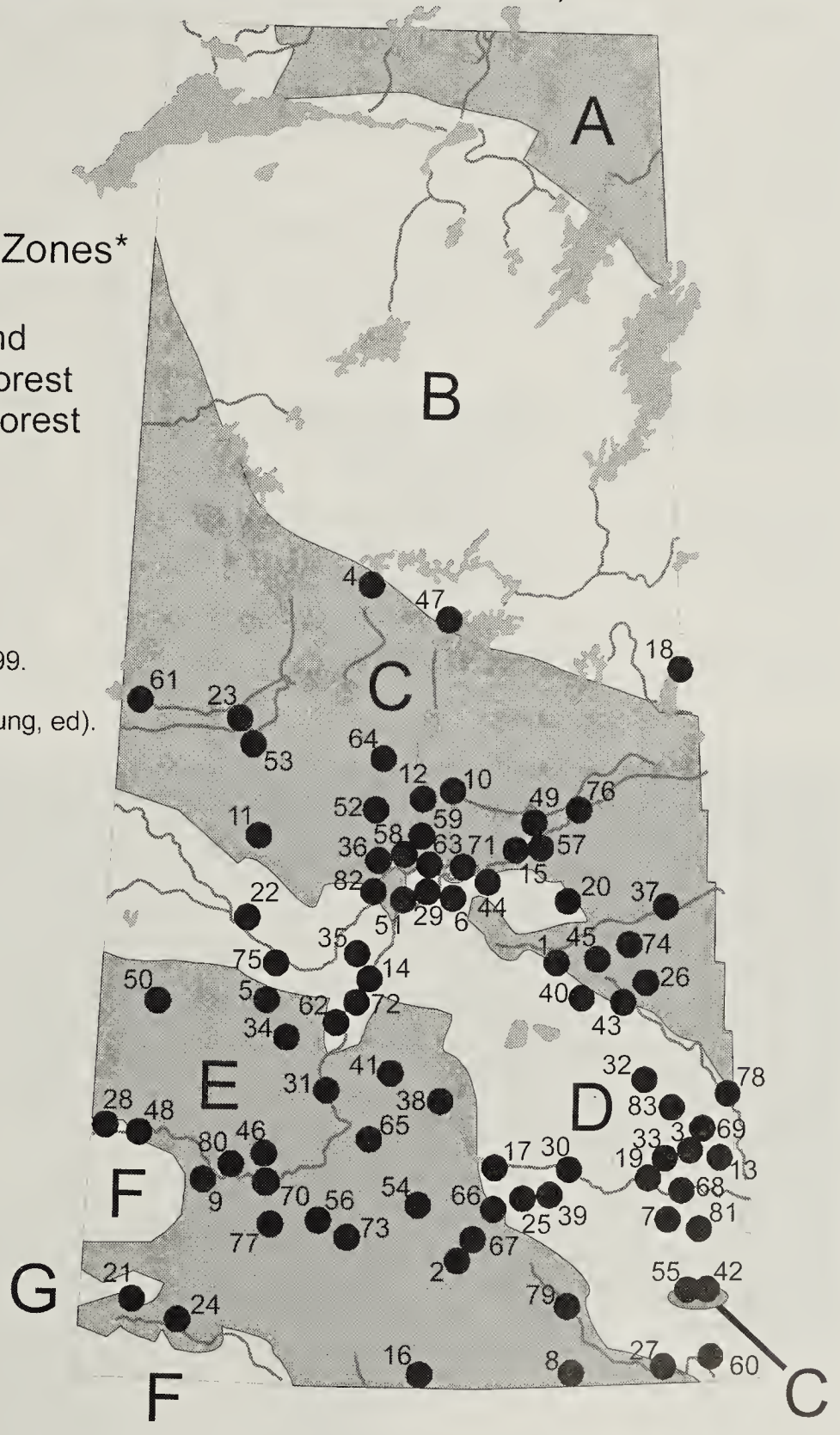
Harvey Schmidt

Figure 1. Location of 2009 counts (numbers correspond to those in text under **Count areas and participants**).

Natural Vegetation Zones*

- A. Subarctic Woodland
- B. Northern Boreal Forest
- C. Southern Boreal Forest
- D. Aspen Parkland
- E. Mixed Prairie
- F. Dry Mixed Prairie
- G. Cypress Hills

*adapted from: Thorpe, J. 1999.
 Natural Vegetation. P. 133 in
 Atlas of Saskatchewan (K. Fung, ed).
 Univ. of Sask., Saskatoon.



Nature teaches more than she preaches. There are no sermons in stones. It is easier to get a spark out of a stone than a moral.
 - John Burroughs

Table 6. New (in bold and italics) and tying high counts for individual species 2009. Count period results are in brackets.

LOCATION	2009 SPECIES COUNT	PREVIOUS LOCATION, YEAR HIGH
Estevan	3 Hooded Merganser	3 Estevan, 1960
Edenwold, Saskatoon (Count.Period)	1 American Kestrel	1 N to Saskatoon
Swift Current	116 Eurasian Collared-Dove	108 Swift Current, 2008
Cypress Hills P.P., Swift Current	6 Mourning Dove	3 Swift Current, 2008; Round Lake, 1975
Saskatoon	36 Northern Flicker	27 Saskatoon 1999
Saskatoon	263 Red-breasted Nuthatch	251 Saskatoon 2007
Hudson Bay	6 Chipping Sparrow	3 Watson, 1999
Creighton	1 Rustic Bunting	NEW
Yorkton	6 Rose-breasted Grosbeak	3 La Ronge South, 2004; Raymore 1966
Saskatoon	292 Pine Siskin	214 Prince Albert 1995



Red Fox.

Christian Artuso