

61ST ANNUAL SASKATCHEWAN CHRISTMAS BIRD COUNT-2002

ALAN R. SMITH, 115 Perimeter Road, Saskatoon, SK S7N 0X4, and
ROBERT E. JOHANSON, 406 125 5th Avenue N, Saskatoon, SK S7K 6A5

It is with great regret that we have assumed the role of coordinating the Saskatchewan Christmas Bird Count (CBC). It is not the task itself, but the circumstances under which we came to assume this new role which give rise to our regret. As most of you now know a change in compilers was necessitated by the tragic death of long-term compiler Wayne Harris last October.

As count compiler, Wayne oversaw the growth of the Saskatchewan CBC from some 84 counts with 545 observers in 1988 to 105 counts with 912 observers in 2002. As an active participant, Wayne was involved in 294 counts in 36 localities. This is an outstanding feat when one considers that only 3,046 counts have been conducted in the entire history of the CBC in Saskatchewan!

The 2002 Christmas Bird Count

The late fall and early winter preceding the count period were mild and dry with only a short cold spell in early December. The lack of snow persisted in most southern areas until New Year's Day. In many areas the new year was heralded by freezing rain followed by more normal temperatures and precipitation throughout January.

This year only 93 counts were conducted. This is the lowest since 1996 when 92 were conducted. On the other hand, the number of participants was high (835), exceeded only in 1997 and 2001. Of special note was the absence of a count from Moose Jaw,

the first time a count had not been conducted there since 1957.

The distribution of counts is indicated in Figure 1. Each dot on the map is scaled to the exact size of a 24 km (15 mile) diameter circle. This gives the reader an idea of the coverage by the CBC in the province. As each CBC circle covers 453 square kilometres, the 93 counts covered over 42,000 square kilometres of the province or over 6 percent of the area of the province!

The birds

This year 95 species were recorded on count day with an additional seven species recorded during the count period. This is lower than the 108 plus five additional species recorded in 2001, but near the average for the last ten years. The total number of birds recorded was, however, a record. Almost 173,000 birds were recorded just edging out last year's total of 171,000.

Saskatoon led all counts with 46 species on count day. Regina followed with 42 species. Only five other counts (Indian Head, Pike Lake, Fort Walsh, Gardiner Dam and Craven) had 30 or more species. Last year 14 counts registered 30 or more species.

The lack of snow cover permitted greater access to waste grain encouraging 33,667 Canada Geese and 43,844 Mallards to remain in Saskatchewan for the bird count. These two species were the most abundant species on the count and comprised almost 45 percent of all birds recorded.

Three passerines, the House Sparrow (23,837 birds), Snow Bunting (16,942) and Bohemian Waxwing (12,963) made up another 30 percent of all birds recorded. The other 90 count species comprised the remaining 25 percent of all birds recorded. The diversity of Saskatchewan's winter avifauna continues to increase, but is still dominated by rather few species.

As is normal, the species most frequently recorded on count day was the Black-billed Magpie (on 96% of counts), followed by Black-capped Chickadee (94%) and House Sparrow (82%). The top five were rounded out by our two common woodpeckers: the Downy (on 90% of counts) and Hairy (89%).

Population trends

Population trends are based on comparison with results from 2001 and the five year period from 1997-2001 (Table 7). As mentioned previously Canada Goose and Mallard numbers are up over the previous five years. Other waterfowl numbers were, however, stable or down over the same period.

Hawk numbers were generally stable or in decline. It was a mixed result for gallinaceous birds with native Ruffed and Sharp-tailed Grouse down and the exotic Gray Partridge and Ring-necked Pheasant up. As an indication of their pending extirpation from the province, the Greater Sage-Grouse went unrecorded for the first time since 1978.

Great Horned and Snowy owls were found in about the same numbers, but boreal forest owls were noticeable by their absence. All woodpeckers were up 20 percent or more over last year as well as the last five years. This is difficult to explain, as woodpeckers are generally regarded as sedentary species whose numbers are not influenced by weather or snow cover. Five Pileated Woodpeckers on the Leader North count suggests a good-sized population along the South Saskatchewan River.

Results for songbirds were mixed. Horned Larks, Golden-crowned Kinglets, American Robins, European Starlings, and both redpolls were on the decline while both waxwings, American Tree Sparrows, Dark-eyed Juncos and Lapland Longspurs showed increases.

Two recent additions to our list of overwintering finches continue to increase. 1055 House Finches were recorded on 15 counts compared to 876 on 15 in 2001. Eighty-one American Goldfinches were on 10 counts compared to 19 on four last year. The goldfinch seems well on its way to becoming our newest regularly wintering bird.

Rarities

No new species were added this year so the total number of species recorded on the CBC remains at 177. A Gray Catbird at Yorkton was close as it was the second of its kind to be recorded on the CBC. Interestingly, the first was last year on the Moose Jaw CBC.

A Long-tailed Duck at Gardiner Dam was only our third record. A Great Blue Heron at Fort Qu'Appelle and a Yellow-bellied Sapsucker at Broadview were the fifth of their kind, while single Belted Kingfishers at Saskatoon and Fort Qu'Appelle were our fifth and sixth records.

A slowly-expanding species, the Eurasian Collared-Dove, was recorded from two new localities: Eastend and Swift Current. Other rarities included a Mountain Bluebird at Saskatoon and a Northern Cardinal during the count period at Prince Albert.

Count areas and participants

(Names of compilers are in italics).

1. ARCHERWILL. Joe Cooper, Doris Dewhurst, Ken Folstad, Pauline Hnetka, J. Howden, *Elaine Hughes*, Janice Martin, Judy Revoy, Doris Slind.

2. ARMIT. Val Harris, *Sheila Lamont*, Bill Zak, Joyce Zak.
3. BANGOR. Allan Bolton, Lynn Bolton.
4. BEAUVALL. Clara Sanderson, *Rick Sanderson*.
5. BETHUNE-DILKE. *Doug Laing*, Vera Laing
6. BIGGAR. Dale Booth, Linda Schnedar, Brandon Wapple, *Guy Wapple*, Rob Wapple, Sandra Wapple.
7. BIRCH HILLS. Carman Dodge, Margaret Mareschal, *Moe Mareschal*, Don Weidl.
8. BRIGHTWATER RESERVOIR. Ed Driver, Keith Hobson, *Alan Smith*.
9. BROADVIEW. *David Chaskavich*, Barbara Weidl, Don Weidl, Tony Weidl.
10. BROMHEAD. Martin Bailey, *Carol Bjorklund*, John Whitell.
11. CABRI. *Carman Dodge*.
12. CANDLE LAKE. Carman Dodge, *Don Weidl*, Marg Mareschal, Moe Mareschal.
13. CLARK'S CROSSING. Tony Allen, Eveline Boudreau, Dave Cook, Louise Cook, George Dirks, Lorne Duczek, Ryan Fisher, Jennifer Froese, Kenneth Froese, George Goetz, Marilyn Haskins, Harvey Jantzen, Robert Johanson, Richard Kerbes, Kay Krueger, Gerard Lahey, Audrey MacKenzie, Bill MacKenzie, Hilda Noton, Stan Shadick, Wayne Shields, Marten Stoffel, Jan Tedesco, Mercedes Wayman, Karen Wiebe, *Michael Williams*, Kay Willson, Phil Willson, Jim Wood.
14. CORONACH. Jeff Jensen, Ron Jensen, *Sue McAdam*.
15. CRAVEN. Keith Barr, Betty Binnie, Karen Elliott, Ruth Englund, Kate Herriot, *Trevor Herriot*, Dale Hjertaas, Phil Holloway, Gary Howland, Bob Luterbach, Yvonne MacKenzie, Kevin Moore, Ron Myers, Curtis Pollock.
16. CROOKED LAKE. Pat Connolley, Bill Livesay, Mayta Livesay, *Boyd Metzler*, John Pollock.
17. CRYSTAL LAKE. *Bill Vaughan*, *Kay Vaughan*.
18. CYPRESS HILLS PROVINCIAL PARK (Centre Block). John Douglas, Amy Krause, Daniel Krause, Rick Krause, Vicky Krause, Dave Lillie, Helen Lillie, *Melody Nagel-Hisey*, Alma Smith.
19. DUCK LAKE. Keith Hobson, Karen Jantzen, *Alan Smith*, Phil Taylor, Rosella Unruh, Steven VanWilgenburg.
20. DUNDURN: *Alan Smith*, Don Weidl.
21. EASTEND. Denise Gebhardt, *Robert Gebhardt*, June Higgins, George Huhn.
22. EMMA LAKE. Glen Hanson, Jean Hanson, *Deanna Krug*, Norman Krug.
23. ENDEAVOUR. *Norman Harris*.
24. ESTEVAN. Val Harris, *Sheila Lamont*, Guy Wapple.
25. ESTUARY NORTH. Cathy Cocks, *Dean Francis*, Frances Hartsook, Walter Steinley.
26. FENTON. *Carman Dodge*, Moe Mareschal, Don Weidl.
27. FORT QU' APPELLE. James Armstrong, Phyllis Bordass, Bob Cardiff, Anne Davies, Joanne Davies, *Ronald Hooper*, Alice Isfan, Lois Lamontagne, Vic Lamontagne, Jack Lowe, Jean McKenna, Alan Mlazgar, Webb Palmer, Paul Paquin, Doreen Rowell, Lome Rowell, Fred Warren.

28. FORT WALSH. Val Harris, Ron Jensen, Sheila Lamont, Harvey Lane, Susan McAdam, Wilkes Parsonage, *Guy Wapple*, Rob Wapple.
29. GARDINER DAM. Greg Fenty, Val Harris, Mary Houston, Stuart Houston, Ron Jensen, Sig Jordheim, Burke Korol, Sheila Lamont, Cam Lockerbie, Marten Stoffel, Brent Terry, *Guy Wapple*, Dan Zazelenchuk.
30. GOOD SPIRIT LAKE. *Bill Anaka*, Joyce Anaka, Dorothy Riesz, Ray Riesz, Lloyd Wilson, Marge Wilson, Julia Wiwchar.
31. GOVENLOCK. Val Harris, Ron Jensen, Burke Korol, *Sheila Lamont*, Harv Lane, Susan McAdam, *Guy Wapple*, Rob Wapple.
32. GRASSLANDS NATIONAL PARK. Richard Cherepak, Ian Fargey, Pat Fargey, Coleen Schmidt, Colin Schmidt, *Robert Scissons*.
33. GRAYSON. *John Hicke*.
34. HARRIS. Burke Korol, Brandon Wapple, *Guy Wapple*. Rob Wapple.
35. HEPBURN. Karl Mehler, Margaret Mehler, Morley Mehler, *Phyllis Siemens*.
36. HOLBIEN. *Helen Harris*.
37. INDIAN HEAD. Carol Beaulieu, Denise Beaulieu, Graeme Beaulieu, Lauren Beaulieu, Mark Beaulieu, Victor Beaulieu, Jan Beattie, Irv Escott, Angela Gehl, *David Gehl*, Edith Gehl, Roberta Gehl, Sharon Hearn, Roy Hearn, Cheryl Kucharan, Nick Kucharan, Lansley Gibbans, Gordon Howe, Glen Lasky, R. Lewthwaite, Carl Lindquist, Margaret Lindquist, Dan Loran, Dora Nichols, Pat Nichols, Kathy Robb, Ron Robb, Joseph Schreiner, Sandra Schreiner, Lorne Scott, Chris Skinner, Fred Skinner, Linda Skinner, Rodney Soron, John Stanger, Donna Thompson, Ronald Thompson, Shirley Walker, Spence Walker, Anne Willerth, Gord Willerth, Robert Young.
38. KAMSACK. George Bernhard, Hazel Bernhard, Agnes Betz, Olga Bobyk, Marlon Brock, Fred Chernoff, Norman Chernoff, Jeff Conley, Mollie Conley, Nell Conley, Lindee Dewores, Margaret Falkiner, Pat Fisher, Bev Helmeyk, Bill Helmeyk, Anita Klocko, Bill Koroluk, Laura Lippkey, Les Poole, Molly Poole, *Isabel Ritchie*, Wally Sasyniuk, Dave Severson, Elsie Severson, Don Smandych, Joan Smandych, Selma Smandych, Elenor Sookocheef, Joyce Uhlow, Pete Uhlow, Ilona Zeiben.
39. KELVINGTON. *Dianne Sloan*, Marguerite Sloan.
40. KENASTON. Brianne Beckie, Brett Beckie, *Lawrence Beckie*, Marg Beckie.
41. KENOSEE LAKE. Boyd Metzler, *John Pollock*.
42. KILWINNING. *Ed Driver*, Dennis Prosser, Alan Smith.
43. KINDERSLEY NORTH. *Jean Harris*, Keith Harris.
44. KINISTINO (HORSESHOE BEND). Dannelle Messer, *Verna Messer*.
45. KINLOCH. Elaine Asbjornhus, *Don Forbes*, Doreen Forbes, Cliff Logan, Doreen Wickstrom.
46. KUTAWAGAN LAKE. Val Harris, *Sheila Lamont*.
47. LA RONGE (North). *Dianne Allen*, Jim Mills, Carmen Orthner, Joy Needham, Kent Pointon, Alice Robert, John Schisler, Jan Shewchuk, Fred (surname unknown).
48. LA RONGE (South). *Sid Robinson*, John Schisler, Jan Shewchuk, Marlene Stacey, Karen Waters.

49. LAST MOUNTAIN LAKE N.W.A. Val Harris, *Sheila Lamont*.
50. LEADER NORTH. Paul Letkeman, Vivian Letkeman, *Daisy Meyers*, George Meyers.
51. LOVE - TORCH RIVER. *Bert Dalziel*, Duke Dalziel, Joan Dalziel, Kari Dalziel, Sara Dalziel, Betty Donovan, Bruce Donovan, Scott Edwards, Rosanne Kirkpatrick, Eileen L'Heureux, Paul L'Heureux, Mildred Long, Bill Matthews, Lynn Matthews, Lillian Nessel, John Sinclair.
52. LUSELAND. Joe Brice, Bev Einarson, Don Einarson, Estelle Finley, Graeme Finley, *Kim Finley*, Liam Finley, Robert Finley, Val Finley, Bill Frey, Brent Honeker, Shirley Honeker, Glen Martfeld, Melba Martfeld.
53. MACDOWALL. *Myron Barton*, Laurie Fehr, Sylvia Neudorf, Bob Tynstall, Allan Young.
54. MATADOR. Cindy Romo, *Jim Romo*.
55. MAYVIEW. *Judith Graham*, Kelly Rolston.
56. MEADOW LAKE. Bill Caldwell, Byron Golly, Stuart Golly, Lorraine Twidale, Joe Twidale, *Bob Wilson*, Ian Wilson.
57. MISSINIPE. *Shirley Glass*.
58. MOOSE MOUNTAIN. *Greg Bobbitt*, Bob Cameron, Ross Douglas, Dick Gutfriend, Stewart Stairmand, Doyle Thomas, Val Thomas.
59. NIPAWIN. Inge Brown, Vi Budd, *Joyce Christiansen*, Joanne Gruchy, Doug Pegg, Ruth Thresher.
60. NISBET FOREST WEST. *Kim Clark*, Kiri Clark, Shamara Clark, Suzanne Clark, Evelyn Marshall.
61. PADDOCKWOOD SOUTH. Blake Jones, Stella Jones, *Clifford Matthews*, Alice Silversides.
62. PIKE LAKE. Tony Allen, Lawrence Beckie, Carol Blenkin, John Bond, Dave Cook, Jill Cornford, Peter Cornford, Lorne Duczek, Joan Flood, Cathy Fry, Joe Fry, Bob Girvan, Mike Gollop, Mary Gullacher, Robert Johanson, Marlene Kalanack, Gerard Lahey, Carol Maccan, Audrey MacKenzie, Bill MacKenzie, Margaret Massey, Bob McNaughton, Ross Nicholson, Menno Nickel, Rajesh Nighot, Hilda Noton, Keith Pahl, Prentice Neil, *Frank Roy*, Stan Shadick, Angela Stern, Marten Stoffel, Jan Tedesco, Kirk Wallace, Michael Williams, Bev Wills, Jim Wood.
63. PORCUPINE PLAIN. *Keith Larwood*, Pat Larwood, Phyllis Swaan.
64. PREECEVILLE. Norman Johnson, *Muriel Mitchell*, Mae Tunbridge.
65. PRINCE ALBERT. Pamela Burt, Kim Clark, Kiri Clark, Shamara Clark, Peter Dick, Tim Dick, *Carman Dodge*, Keith Dodge, Joel Ecdahl, Millie Fillmore, Kelly Foisey, Sandra Jewell, Alicia Korpach, Raeanne Krug, Murray Little, Eric Mayer, Michael Newman, Sheryl Newman, Shyla Perreault, Fred Routley, Deborah Rye, John Rye, Michael Rye, Dan Siedlitz, Spruce Home Scouts, Marlene Van Burgsteden, Don Weidl, Travis Wilkinson, Kari Willer.
66. PRINCE ALBERT NATIONAL PARK. Susan Carr, Maria Case, Vic Case, Doreen Collingwood, Lorie Collingwood, Jim Durnin, Kevin Ferrie, *Dan Frandsen*, Judy Frandsen, Henry Fremont, Doug Gullickson, Burnadette Horne, Tracy Hutton, Brad Lloyd, Frances Lloyd, Stuart Macmillan, Adam Moreland, Fiona Moreland, Brad Muir, Melissa Nelson, Adam Pidwerbeski, Lawrence Pidwerbeski, Samuel Pidwerbeski, Angela Salzl, Jeff Weir, Dave Wieder, Richard Zaidan, Cam Zimmer, Karne Zwartjes.

67. QU' APPELLE VALLEY DAM. Robert Johanson, Cameron Lockerbie, Frank Roy, Stan Shadick, Jan Tedesco, *Michael Williams*, Jim Wood.

68. RAYMORE. Val Harris, *Sheila Lamont*.

69. REGINA. Sandy Ayer, Keith Barr, Inez Benesh, Lionel Bonneville, Stephane Bonneville, Jared Clarke, Jim Elliot, Shirley Friel, Shirley Gerlock, Jon Herriot, Kate Herriot, Norman Herriot, Trevor Herriot, *Dale Hjertaas*, Paule Hjertaas, Phyllis Ilsley, Bill Jones, Rheal Laroche, Bob Luterbach, Joanne McLennan, Jim Nordquist, Marion Peddle, Ron Peddle, Wayne Pepper, Diether Peschken, M.H. Prescott, Brian Rainey, Dorothy Rhead, Frank Switzer, Milow Worel.

70. ROULEAU. Allen McGratten, Noreen McGratten, *Pat Sterzuk*.

71. ROUND LAKE (Qu'Appelle Valley). Kelly Bear, Pat Connolley, *Doug Francis*, Boyd Metzler, Erv Miller.

72. SASKATCHEWAN LANDING PROVINCIAL PARK. Willy Fortman, Carolynne Gould, Leonard Head, Ron Jensen, Sig Jordheim, Val Harris, Sheila Lamont, Darcy Lockman, *Cameron Lockerbie*, Mike Redman.

73. SASKATCHEWAN RIVER FORKS. Carman Dodge, *Don Weidl*.

74. SASKATOON. Don Adams, Darlene Aikman, Nancy Allan, Tony Allen, Juhachi Asai, Kengo Asai, Sumiko Asai, Alison Baudru, Louis Baudru, Bob Besant, Joyce Besant, Jim Beveridge, Mark Bidwell, Doris Bietenholz, Peter Bietenholz, Samuel Bietenholz, Eveline Boudreau, Annemarie Buchmann, Gail Bunt, Attila Chanady, Mike Chorney, Ruby Christensen, William Christensen, Ewen Coxworth, Lorne Duczek, Lillian Dyck, Ann Dzus, Denis Edmonds, Randi Edmonds, Melanie Elliott, Kathy Exner, Joe Fry, Vera Giesbrecht,

Marshall Gilliland, Mary Gilliland, Cedric Gillott, Bob Godwin, Mike Gollop, Jean Gordon, Bob Green, Anne Hanbidge, Barb Hanbidge, Helen Hanbidge, John Hanbidge, Katie Hanbidge, Peter Hardie, Maxine Harriman, Kaija Harris, Darlene Hay, Jim Hay, Greta Hertzum-Larsen, John Horton, Mary Houston, Stuart Houston, Andrea Hull, Kathryn Hull, Peter Hull, Rachel Ish, Richard Kerbes, Ziola Kjerstiye, Gordon Koshinsky, Margaret Koshinsky, Kay Krueger, Harvey Lane, Catherine Laratte, Li Ma, Bill MacKenzie, Kathy Meeres, Cathryn Miller, David Miller, Larry Mitchell, Maxine Morrison, Ross Nicholson, Menno Nickel, Rajesh Nighot, Bruce Noton, Hilda Noton, Randy Olson, Keith Pahl, Alison Philips, Amanda Plante, Oksana Procopchuk, Dorothy Reimer, Paul Reimer, Marella Rosta, Craig Salisbury, Lorriene Salisbury, Trish Santo, Marjorie Scharf, Maureen Scharf, Murray Scharf, Doug Schmeiser, Irene Schmeiser, Albert Schondelmeier, Susan Skinner, Alan Smith, Janice Solem, Marten Stoffel, Philip Taylor, Kaite Thorpe, Mary Toews, Hilda Voth, Heather Wagg, Jerry Wasylow, Mercedes Wayman, Shirley Wedgwood, George West, Gordon Wilkinson, Joyce Wilkinson, *Michael Williams*, Sara Williams, Jim Wood, Judy Wood, Lois Wooding, Stan Woynarski, Dan Zazelenchuk, Todd Zazelenchuk, Norman Zlotkin.

75. SHAMROCK. Donna Heinrichs, Gladys Heinrichs, Jaime Heinrichs, Sharon Heinrichs, *Hugh Henry*.

76. SKULL CREEK. *Ray Bennetto*, Sharon Bennetto, Cindy Harvey, George Harvey, Joann Peterson, Larry Peterson.

77. SNOWDEN. Eleanor Bodnaruk, Yvonne Englehart, Diane Friesen, *Irene Hagel*, Ernie Hall, Lily Kuzniar, Bob Olsen, Jeanette Olsen, Jack Pickett, Barry Preistley, Karen Preistley, Vera Schemenauer, Orville Shwetz, Vicky Shwetz, Bev Smears, Walter Stevenson, Irene White, Les White, Marleen White.

78. SOMME. Edwin Billeter, Sharon Birch, Irene Brehmer, Florence Chase, Arthur Harris, Barbara Hooper, *Ronald Hooper*, Gordon Johnson, Elsie Kerr, Jim Martin.

79. SPALDING. Dora Knutson, Virginia Perron, *Velma Spizawka*, William Spizawka.

80. SPINNEY HILL. *Ed Driver*, Alan Smith

81. SQUAW RAPIDS. Val Harris, *Sheila Lamont*, Marten Stoffel, Brent Terry, Guy Wapple, Dan Zazelenchuk.

82. STOCKHOLM. Douglas Flatt, *Gordon Smith*.

83. SWIFT CURRENT. Trisha Ayrey, James Beattie, Jackie Bolton, Norris Currie, Laurent Dudragne, Mary Ann Dudragne, Ryan Dudragne, Carolynne Gould, Gerald Handley, Hugh Henry, Jeff Jensen, Julie Jensen, *Ron Jensen*, Verna Knipfel, Dorine Kreuger, Walter Kreuger, Arlyne Lawson, Doug Lawson, Cameron Lockerbie, Elosie Miller, Ed Nein, Sue McAdam, Beth Parchman, Carl Parchman, Ted Philipchuk, Gerald Poe, Jeff Poe, Jared Stephenson, John Stephenson, Irene Stinson, Kae Waters, John Weston, Verdella Zacharias.

84. TISDALE. Carl Mohr, *Joyce Mohr*.

85. TOGO. Donna Dewores, Barb Elsasser, *Doug Elsasser*, Helen Tomochko, Claudia Zengl.

86. TURTLEFORD. Stewart Banks, Hank DeGraff, Marlene DeGraff, *Brent Keen*, Dorothy Textor, Marg Uhlig, Hannah Warrington, John Warrington, Rosalie Warrington, David Woof.

87. TURTLE LAKE. Marie Robinson, *Merle Robinson*.

88. WASECA: *Christine Pike*.


89. WATSON. Emil Chomakewich, *Irene Sampson*, Doreen Weber, Frank Weber.

90. WEYBURN. Dustin Braun, Cecile Burr, Bob Cameron, Lucille Cameron, Ross Douglas, *Dick Gutfriend*, Alma McCormick, Stewart Stairmand, Sid Trepoff.

91. WHITE BEAR. Darryl Jordheim, *Sig Jordheim*, Aislin MacColloch, Elijah MacCulloch, Greg MacCulloch, Keely MacCulloch, Lynette MacCulloch.

92. WHITEWOOD. Cliff Ashfield, Tom Ede, Wilfred Jordens, Bernice Juzyniec, Felix Juzyniec, Mavis Kay, Ron Kittler, Doreen McPhail, Jean Meadows, Frank Meszaros, *Boyd Metzler*, Donna Mohr, Brenda Pollock, John Pollock, Katrina Pollock, Florence Pritchard, Lenore Santo, Carol Sawatzke, Diane Veresh, Jean Wilson.

93. YORKTON. Bill Anaka, Joyce Anaka, Cliff Dixon, Lorraine Dixon, Mauve Fairclough, Norm Fraser, Elinor Hjertaas, Harley Large, Bonnie Rushowick, Geoff Rushowick, James Rushowick, Dorothy Skene, Lloyd Wilson, Marjorie Wilson.



Mallards feeding 'bottoms-up'

Figure 1. Location of 2002 counts (numbers correspond to those in text under **Count areas and participants**).

Natural Vegetation Zones*

- A. Subarctic Woodland
- B. Northern Boreal Forest
- C. Southern Boreal Forest
- D. Aspen Parkland
- E. Mixed Prairie
- F. Dry Mixed Prairie
- G. Cypress Hills

*adapted from Thorpe, J. *Natural Vegetation in Fung, K. (ed) Atlas of Saskatchewan, Univ. of Sask. Saskatoon*

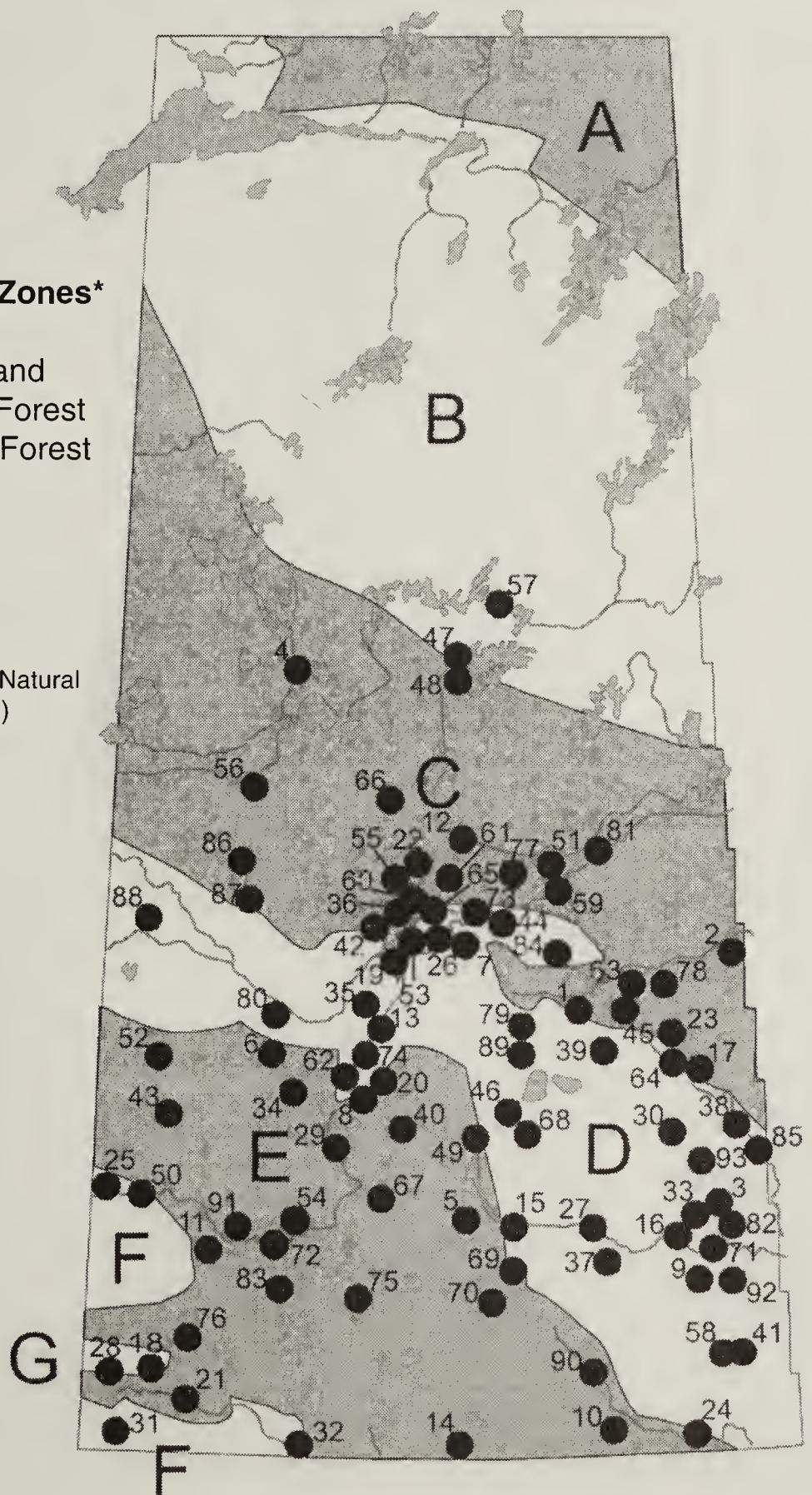


Table 1 Weather and Conditions

Locality	Date	Minimum Temp. (°C)	Maximum Temp. (°C)	Minimum Wind (km/hr)	Maximum Wind (km/hr)	Minimum Snow (cm)	Maximum Snow (cm)	Sky A.M.	Sky P.M.
Archerwill	Dec 27	-7	-6	5	20	15	15	clear	partly cloudy
Armit	Jan 4	-15		5	10	20	30	overcast	mostly clear
Bangor	Dec 23	-10	-5	0	0	30	50	mostly clear	mostly clear
Beauval	Dec 22	-14	-6	0	5	2	10	clear	clear
Bethune-Dilke	Jan 4	2	3	4	10	8	10		clear
Biggar	Dec 27	-9	-6	10	30	0	3	partly cloudy	overcast
Birch Hills	Dec 16	-8	-2	2	25	0	4	mostly clear	clear
Brightwater Res.	Dec 20	-4	-4	5	20	0	5	overcast	cloudy
Broadview	Dec 27	-6	-2	20	25	40	75	clear	mostly clear
Bromhead	Jan 2	-8	-8	15	15	15	20	clear	clear
Cabri	Dec 27	-6	-2	0	5	0	0	clear	overcast
Candle Lake	Dec 31	-19	-10	5	10	6	8	clear	clear
Clark's Crossing	Dec 14	-5	5	10	15	0	3	partly cloudy	partly cloudy
Coronach	Dec 22	-14	-8	0	10	1	5		
Craven	Dec 14	0	5	5	20	1	4	partly cloudy	partly cloudy
Crooked Lake	Jan 4	-11	-1	0	15	10	30	overcast	partly cloudy
Crystal Lake	Jan 3	-6	-3	0	5	8	24	clear	clear
Cypress Hills PP	Dec 30	-8	-3	5	15	0	0	mostly clear	clear
Duck Lake	Dec 16	-5	0	0	5	5	10	mostly clear	overcast
Dundum	Jan 4	-8	-5	0	5	5	10	clear	clear
Eastend	Jan 1	-10	-5	10	35	4	6	partly cloudy	partly cloudy
Emma Lake	Dec 16	-1	0	0	5	10	12	partly cloudy	mostly clear
Endeavour	Dec 22	-7	-5	0	15	10	21	overcast	partly cloudy
Estevan	Dec 23				20	5	15	overcast	partly cloudy
Estuary North	Jan 2	-10	-5	0	5	5	8	partly cloudy	partly cloudy
Fenton	Dec 14	-10	-2	0	10	2	4	clear	mostly clear
Fort Qu'appelle	Dec 16	-5	-2	30	40	2	4	overcast	overcast
Fort Walsh	Dec 14	-2	6	0	50	0	5	partly cloudy	partly cloudy
Gardiner Dam	Dec 16	1	3	20	40	0	5	partly cloudy	partly cloudy
Good Spirit Lake	Jan 1	-12	-16	0	5	25	30	overcast	overcast
Govenlock	Dec 15	0	0		10	0	1	overcast	overcast
Grasslands NP	Jan 2	-5	0	10	15	0	5	clear	
Grayson	Jan 7	-5	7	15	20	10	12	partly cloudy	mostly clear
Harris	Dec 18	-5	-1	15	20	0	5	overcast	partly cloudy
Hepburn	Dec 17	-1	0			3	5	overcast	overcast
Holbien	Dec 30	-20	-10	0	0	20	25	clear	clear
Indian Head	Dec 28								
Kamsack	Jan 5								
Kelvington	Dec 27	-9	-3	10	15	30	36	clear	clear
Kenaston	Dec 28	-9	-2	0	2	3	5	overcast	partly cloudy
Kenosee Lake	Dec 31	-13	-8	0	10	5	25	partly cloudy	overcast
Kilwinning	Dec 17	-2	-5	10	10	0	2	overcast	overcast
Kindersley North	Dec 26	-4	0			0	0	mostly clear	mostly clear
Kinistino	Dec 18	-11	-3	0	0	0	0	overcast	overcast
Kinloch	Dec 17	-5	0	30	50	5	7	overcast	overcast
Kutawagan Lake	Dec 27	-12		5	20	5	20	clear	mostly clear
LaRonge North	Dec 14	-7	-4	5	15	10	13	overcast	overcast

Table 1 Weather and Conditions

Locality	Date	Minimum Temp. (°C)	Maximum Temp. (°C)	Minimum Wind (km/hr)	Maximum Wind (km/hr)	Minimum Snow (cm)	Maximum Snow (cm)	Sky A.M.	Sky P.M.
LaRonge South	Dec 21	-10	-5	10	15	25	45	overcast	overcast
Last Mountain Lake	Dec 29	-5		20	40	10	20	light snow	snow
Leader North	Dec 29	-10	-1	0	5	5	15	overcast	partly cloudy
Love-Torch River	Dec 27	-18	-12	10	15	20	25	clear	mostly clear
Luseland	Dec 30	-20	-12	0	10	6	25	overcast	mostly clear
MacDowall	Jan 2	-10	-6	0	5	8	15	mostly clear	mostly clear
Matador	Jan 2	-6	-2	0	20	10	15	clear	partly cloudy
Mayview	Jan 3	-12	-8	0	5	15	25	partly cloudy	partly cloudy
Meadow Lake	Dec 26	-8	-3	0	0	0	4	partly cloudy	mostly clear
Missinipe	Jan 4	-16	-6	0	0	20	30	overcast	mostly clear
Moose Mountain	Dec 31	-14	-9	25	35	10	20	partly cloudy	overcast
Nipawin	Dec 26	-15		0	5	5	11	clear	partly cloudy
Nisbet Forest W.	Jan 1	-22	-12	0	5	10	25	clear	clear
Paddockwood S.	Jan 3	-9	-9	0	0		15	clear	overcast
Pike Lake	Jan 4	-12	-6	4	9	8	20	clear	mostly clear
Porcupine Plain	Dec 26	-10	-6	15	20	20	25	clear	clear
Preeceville	Jan 1	-23	-13	0	5	30	38	clear	overcast
Prince Albert	Jan 1	0	1	20	20	2	4	overcast	overcast
Prince Albert NP	Dec 13	-15	-10	0	10	5	10	clear	clear
Qu'appelle Dam	Dec 15	-1	3	10	22	0	3	overcast	overcast
Raymore	Dec 26				10	20	25	hoarfrost	mostly cloudy
Regina	Dec 26	-19	-1	0	20	5	20	clear	clear
Rouleau	Dec 28	-3	0	0	0	13	20	overcast	partly cloudy
Round Lake	Dec 28	-13	-5	5	10	15	35	overcast	overcast
Sask. Landing PP	Dec 17	0	4	0	5	0	0	overcast	partly cloudy
Sask. R. Forks	Dec 18	-7	-2	10	13	4	6	overcast	overcast
Saskatoon	Dec 26	-10	1	10	25	2	5	mostly clear	partly cloudy
Shamrock	Dec 27	-6	-2	5	10	2	4	clear	overcast
Skull Creek	Dec 26	0	5	20	40	0	0	mostly clear	mostly clear
Snowden	Dec 31	-22	-15	0	0	10	20	clear	clear
Somme	Jan 4	-13	-3	0	0	12	36	overcast	overcast
Spalding	Jan 5	-14	-8	0	0			partly cloudy	overcast
Spinney Hill	Dec 23	-15	-11	5	12	0	2	clear	clear
Squaw Rapids	Jan 5	-10		2	10	15	30	light cloud	overcast
Stockholm	Dec 26	-14	-10	13	17	20	35	clear	clear
Swift Current	Dec 21	6	10	15	25	0	2	overcast	partly cloudy
Tisdale	Dec 25	-10	-2	5	10	3	5	overcast	overcast
Togo	Jan 2	-10	-7	0	15	30	45	partly cloudy	mostly clear
Turtleford	Dec 29	-9	-7	2	30	0	5	overcast	overcast
Turtle Lake	Jan 4	-10	-5	5	15	5	8	mostly clear	partly cloudy
Waseca	Dec 27								
Watson	Jan 1	-17	-18	15	20	18	20	clear	mostly clear
Weyburn	Dec 28	-2	-2	0	0	5	10	overcast	overcast
White Bear	Dec 27	-9	-6	0	0	0	0	mostly clear	overcast
Whitewood	Dec 29	-8	-7	20	35	20	40	overcast	overcast
Yorkton	Dec 28	-16	-9	0	0	30	35	overcast	overcast

Table 2 Coverage

Locality	Effort						Habitat															
	Participants	Km on Foot	Hours on Foot	Km by Vehicle	Hours by Vehicle	Hours at Feeders	Evergreen Forest	Mixed Forest	Deciduous Forest	Aspen / Farmland	Aspen / Prairie	Native Prairie	Tame Pasture	Farmland	Farmyards	Urban	Open Water	Frozen Lake	Riparian	Muskeg	Landfill	
Archerwill	9	3	2	145	5	20		25	25				25	20	5							
Armit	4	1	1	190	6			50	30					20								
Bangor	2				35	2				30				20	50							
Beauval	2	5	3	80	4	1	20	25	15						20				10	10		
Bethune-Dilke	2	2	1	50	4		1			10		30		30	20	9						
Biggar	6	18	9	360	15	2				15				57		28						
Birch Hills	4	4	2	112	5	3				13	13		10	39	20	5						1
Brightwater Res.	3	5	1	138	7				10	10	10	10	10	25	20		5					
Broadview	4	2	2	147	6	3			20		20	5		45	5	5						
Bromhead	3	1	1	134	8							5		90	5							
Cabri	1					0.3						5		75	15	5						
Candle Lake	4	5	4	173	9	1	30	30	30							10						
Clark's Crossing	29	31	19	542	29		1		3	21	6	1	1	11	28	16	1		9			2
Coronach	3	1	1	121	5						15	5	5	10	20	10	35					
Craven	14	35	12	570	27	1				20	10			28	20	20	2					
Crooked Lake	5	1	1	202	6	6			20	20				20	10	10	20					
Crystal Lake	2	1	1	20	2	3	10	10	10		20			50								
Cypress Hills PP	9	10	4			1	60	20			10	10										
Duck Lake	6	15	5	86	6		5	40	10	20				10		15						
Dundum	2	2	1	126	6				10	20	5		10	40	5	5				5		
Eastend	4	10	4	115	3	1	30					15	15	15		18	5					
Emma Lake	4	3	2	55	3	5		95						5								
Endeavour	1	3	2	40	2	2	30			50						20						
Estevan	3	13	6	271	10							1		33	10	20	15		20			1
Estuary North	4	5	3	90	4	2			70			10		15	5							
Fenton	3	2	1	148	5	2				5				75	15	5						
Fort Qu'appelle	20	2	1	150	11				20	20				10	20	20	10					
Fort Walsh	9	27	14	335	15			55				4		15						26		
Gardiner Dam	13	13	8	653	27									73		1	17		9			
Good Spirit Lake	7	2	1	106	6	2	5	5	5	10	10	5	10	40	5	5						
Govenlock	8	16	8	353	13							30			33					37		
Grasslands NP	6	7	5	71	10							70	10	10	5	5						
Grayson	1			7	3	1		20		20		10			10	20						
Harris	4	14	7	255	11					15				57		28						
Hepburn	4	2	1			4										100						
Holbien	1					2										100						
Indian Head	42	30		300		75				15	15	5	5	30	10	20						
Kamsack	28					114	10		10	10	10				30	30						
Kelvington	2			51	1	4				30				60	10							
Kenaston	4	2	1	50	6	1				75				18	2	5						
Kenosee Lake	2	1	1		4	1		5	40	10	5					40						
Kilwinning	2	3	1	200	6		10	10		75		5										
Kindersley North	2	3		60	4									8	30	60	2					
Kinistino	2	4	6			2		40					50		10							
Kinloch	5	7	3	80	4	19	20	40	20	10					10							
Kutawagan Lake	2	3	1	167	7					20	10	10		40	10	10						
LaRonge North	9	3	6	145	9	4		20								80						

Table 2 Coverage

Locality	Effort						Habitat															
	Participants	Km on Foot	Hours on Foot	Km by Vehicle	Hours by Vehicle	Hours at Feeders	Evergreen Forest	Mixed Forest	Deciduous Forest	Aspen / Farmland	Aspen / Prairie	Native Prairie	Tame Pasture	Farmland	Farmyards	Urban	Open Water	Frozen Lake	Riparian	Muskeg	Landfill	
LaRonge South	5	5	2	80	6	4		20						5	70							5
Last Mountain Lake	2	2	1	221	9				10		30		50	5	4	1						
Leader North	4	8	5	25	2	2		20			25	10	20	15		10						
Love-Torch River	16	2	1	195	5	9		10	20					50	20							
Luseland	14	14	5	252	5	3			65	10	5	5		5	10							
MacDowall	5	5	2	72	7	10		30	30		5		5	30								
Matador	2	3	2	120	6					25	65	9	1									
Mayview	2	3	1			3		100														
Meadow Lake	7	10	4	150	5	5		10	25	25			20		20							
Missinipe	1	7	2			5		29							71							
Moose Mountain	6	4	2	107	6				60	30					10							
Nipawin	6	1	1	15	2	6	10	40							50							
Nisbet Forest W.	5	1	1	140	4	3		50	10	10			10	10	10							
Paddockwood S.	4			129	6	1	3	3	45	3		2	43	1								
Pike Lake	37	37	32	474	16				15	10		5	15	15	40							
Porcupine Plain	3	1	1	60	4		24	46						18	12							
Preeceville	3					3								100								
Prince Albert	29	22	15	364	22	7			5	5				5	85							
Prince Albert NP	29	70	34	65	3		15	40	28						2		15					
Qu'appelle Dam	7	6	5	381	10			2	10	10	15	8	15	15	10	5	10					
Raymore	1	1	1	90	4				80					10	10							
Regina	31	76	26	581	18	5			3	5		5	30	20	35	2						
Rouleau	3	2		130	7				15					85								
Round Lake	5	1	1	302	11	3			30	30				20			20					
Sask. Landing PP	10	7	7	202	9	1			10		25	10	10	10	20	5	10					
Sask. R. Forks	2	3	2	77	5		15	15	10	5		5	40	5		5						
Saskatoon	118	172	79	869	61	136		2	2	14				6	8	61	1		5			1
Shamrock	5	1	1	155	7									60	38	2						
Skull Creek	6			25	4	1					20			70	10							
Snowden	20		2	114	3	3		20						20	40	20						
Somme	10	12	4	120	4			10	20	10				20	20	20						
Spalding	4	2	2	80	4	3		20						25	25	30						
Spinney Hill	1	6	258	150	5		2		35	35		5			23							
Squaw Rapids	6	17	8	361	19		5	60	5					15	5		10					
Stockholm	2	1	1	112	4				10	10				65	15							
Swift Current	33	81	27	504	29	34					7	7	65		20	1						
Tisdale	2				2	4			15	15				70								
Togo	5	2	1	40	2	1	15	10	50	15	10											
Turtleford	10	13	4	112	5	14																
Turtle Lake	2						50	30	10			10										
Waseca	1	5	2			6									100							
Watson	4	1		40	2	1			40		40		10	10								
Weyburn	9	3	1	298	4								30	30	40							
White Bear	7	10	7	36	2								10	10					80			
Whitewood	20	3	2	403	14	32			20					10	70							
Yorkton	16	2		68	3	10			24						75	1						

Table 3-1 Species found in 10 or more localities () = seen during count period

Aves	Archerwill 27 Dec 2002	Armit 4 Jan 2003	Bangor 23 Dec 2002	Beauval 22 Dec 2002	Bethune-Dilke 4 Jan 2003	Biggar 27 Dec 2002	Birch Hills 16 Dec 2002	Brightwater Res. 20 Dec 2002	Broadview 27 Dec 2002	Bromhead 2 Jan 2003	Cabri 27 Dec 2002
Canada Goose						2		60			
Mallard						1					
Common Goldeneye								2			
Bald Eagle			3					2			
Northern Goshawk						1					
Golden Eagle						1					
Gray Partridge					15	(6)				3	18
Ring-necked Pheasant										21	
Ruffed Grouse	5	4	14	(2)			2				
Sharp-tailed Grouse			36			8			6	61	5
Rock Dove	15		11		10	419	65	18	59	8	127
Great Horned Owl						2		1	(1)	2	2
Snowy Owl			1			(1)				2	2
Downy Woodpecker	5		2	2	2	(1)	3		2	3	
Hairy Woodpecker	11	1	2	7	1	7	6	1	4	2	
Northern Flicker						1	1				1
Pileated Woodpecker	(1)			1							
Northern Shrike											
Gray Jay	5	(1)		7							
Blue Jay	23	5		13	2	1	4		1		
Black-billed Magpie	48	23	16	24	4	176	31	84	51	12	19
Common Raven	59	19	27	68		17	13	3	12		
Horned Lark					4			3	(1)	50	3
Black-capped Chickadee	54	6	24	16	2	61	46	10	43	2	2
Boreal Chickadee	2										
Red-breasted Nuthatch	2	(1)		2		1					
White-breasted Nuthatch	7		1	1		1	1		2		
Brown Creeper											
American Robin						(1)					5
European Starling										12	
Bohemian Waxwing					400	252	132		60	21	1
Cedar Waxwing						7					
American Tree Sparrow										4	6
Dark-eyed Junco	14		3			7	7	3		20	
Lapland Longspur										32	
Snow Bunting	70	4	42		120	30	7	93	14	84	
Pine Grosbeak	77	13		50							
Purple Finch											
House Finch						11			5		(1)
White-winged Crossbill						7					
Common Redpoll	30	75		4		5	7	10	2		
Pine Siskin	(2)					4					
American Goldfinch							3				
Evening Grosbeak	55	40		58							
House Sparrow	93	15	74		100	1059	151	145	204	206	276
Total Birds Count Day	575	207	257	269	660	2085	481	435	475	547	467
Total Birds Count Period	587	209	257	272	660	2094	481	435	477	547	473
Total Species Count Day	18	13	15	15	11	28	18	14	16	20	13
Total Species Count Period	24	15	15	17	11	32	18	14	18	20	15

Table 3-2 Species found in 10 or more localities () = seen during count period

Aves	Candle Lake 31 Dec 2002	Clark's Crossing 14 Dec 2002	Coronach 22 Dec 2002	Craven 14 Dec 2002	Crooked Lake 4 Jan 2003	Crystal Lake 3 Jan 2003	Cypress Hills PP 30 Dec 2002	Duck Lake 16 Dec 2002	Dundurn 4 Jan 2003	Eastend 1 Jan 2003	Emma Lake 16 Dec 2002
Canada Goose		1391	8913	26	13						
Mallard		18	37520		16					14	
Common Goldeneye		80	8	3							
Bald Eagle		2			2					1	
Northern Goshawk		1								1	
Golden Eagle				1	1					1	
Gray Partridge		46	21	24				5	11		
Ring-necked Pheasant				(1)						1	
Ruffed Grouse				1	1						
Sharp-tailed Grouse		46	44	24	1				6		
Rock Dove		267	51	108	2			13	11		
Great Horned Owl	1	3	1	1						(1)	
Snowy Owl		5	1	1					2		
Downy Woodpecker	4	7		11	4	2	4	2		5	2
Hairy Woodpecker	3	11		8	5	1	8	7	2	2	2
Northern Flicker		3		1						3	
Pileated Woodpecker	1							2			
Northern Shrike		1		1	1			1			
Gray Jay	13					1		13			9
Blue Jay	1	3		23	14	5		11		3	10
Black-billed Magpie	13	332	14	155	73	11	10	24	40	25	
Common Raven	166	41		30	21	35	7	43	5		103
Horned Lark			132	4					11	6	
Black-capped Chickadee	40	148		102	65	8	20	26	26	35	96
Boreal Chickadee	8							8			37
Red-breasted Nuthatch				3			20	6		16	19
White-breasted Nuthatch	1			11	9		1	1			4
Brown Creeper				1			1				(1)
American Robin										4	
European Starling		34		2					13	1	
Bohemian Waxwing		68		15	6			344	135	116	20
Cedar Waxwing				33							
American Tree Sparrow										5	
Dark-eyed Junco		13		5						25	
Lapland Longspur		2	3727								
Snow Bunting	2	6	507					50	18		
Pine Grosbeak	2					6		26			26
Purple Finch										(1)	
House Finch		21		2						11	
White-winged Crossbill	1	1						25		6	
Common Redpoll	2			2		18		10			
Pine Siskin											12
American Goldfinch				21	2	18					
Evening Grosbeak						7		5			
House Sparrow		1716	266	388	110			65	124	53	12
Total Birds Count Day	261	4269	51211	1008	346	112	73	688	407	339	352
Total Birds Count Period	261	4269	51211	1009	346	112	73	688	407	341	354
Total Species Count Day	17	28	16	30	18	11	9	22	14	24	13
Total Species Count Period	17	28	16	31	18	11	9	22	14	26	15

Table 3-3 Species found in 10 or more localities () = seen during count period

Aves	Endeavour 22 Dec 2002	Estevan 23 Dec 2002	Estuary North 2 Jan 2003	Fenton 14 Dec 2002	Fort Qu'appelle 16 Dec 2002	Fort Walsh 14 Dec 2002	Gardiner Dam 16 Dec 2002	Good Spirit Lake 1 Jan 2003	Govenlock 15 Dec 2002	Grasslands NP 2 Jan 2003	Grayson 7 Jan 2003
Canada Goose		2550	70		1011		1675				
Mallard		2668			64	34	2154				
Common Goldeneye		8			31		88				
Bald Eagle		2	2	1	2	(1)	34				
Northern Goshawk	(1)		3					1			
Golden Eagle			3		(1)		1			1	
Gray Partridge			8	17	12	(14)	33		12		
Ring-necked Pheasant		2	16			3			1	1	
Ruffed Grouse	1			1	4	2		1			
Sharp-tailed Grouse		8	10	(17)	16	17	13	12		31	
Rock Dove	3	71	1	2	21		67	6			
Great Horned Owl		2	3	1	(1)	1	4		2	1	
Snowy Owl				1	1	1	2		6		
Downy Woodpecker	1	4	1	3	13	6	1	4			2
Hairy Woodpecker	(1)	3	3	7	7	4		7			2
Northern Flicker			2								
Pileated Woodpecker				1				(1)			
Northern Shrike					(1)	3	1		1		
Gray Jay	2										
Blue Jay	1		5	2	22		8	11			
Black-billed Magpie	5	47	100	62	31	117	163	53	12	43	2
Common Raven	60			19	8	22	1	93			2
Horned Lark			446	(3)			3		104	33	
Black-capped Chickadee	11	23	13	46	121	64	33	62			5
Boreal Chickadee											
Red-breasted Nuthatch					6	20					
White-breasted Nuthatch	2	3		(1)	13			5			
Brown Creeper					1	1					
American Robin			3								
European Starling						14		10	15	(6)	
Bohemian Waxwing		200	14	97	28	55	31				
Cedar Waxwing					30						
American Tree Sparrow	1		4			33	1		76		
Dark-eyed Junco	(1)	2	5	3	7	24					
Lapland Longspur						38			133		
Snow Bunting	35	25	135	(2)	(50)	104	140	56	11	155	
Pine Grosbeak	10		15	1	(2)			(12)			
Purple Finch					20						
House Finch		2			(6)						
White-winged Crossbill						4					
Common Redpoll	(3)			1			2				
Pine Siskin	1				4			(1)			
American Goldfinch				12	(3)						
Evening Grosbeak	14										
House Sparrow	35	98	103	83	140	90	913	82	50	20	70
Total Birds Count Day	182	5754	966	360	1616	755	5973	403	426	288	83
Total Birds Count Period	188	5754	966	383	1694	770	5973	417	427	294	83
Total Species Count Day	15	24	24	19	27	32	31	14	15	10	6
Total Species Count Period	19	24	24	23	37	34	31	17	16	11	6

Table 3-4 Species found in 10 or more localities () = seen during count period

Aves	Harris 18 Dec 2002	Hepburn 17 Dec 2002	Holbien 30 Dec 2002	Indian Head 28 Dec 2002	Kamsack 5 Jan 2003	Kelvington 27 Dec 2002	Kenaston 28 Dec 2002	Kenosee Lake 31 Dec 2002	Kilwinning 17 Dec 2002	Kindersley North 26 Dec 2002	Kinistino 18 Dec 2002
Canada Goose				3120							
Mallard				710							
Common Goldeneye											
Bald Eagle				18	1						
Northern Goshawk	1										
Golden Eagle	1										
Gray Partridge	21			310		1	28		(1)	10	
Ring-necked Pheasant											
Ruffed Grouse				3							
Sharp-tailed Grouse	54			67			(7)			(3)	
Rock Dove	76			56			75			45	
Great Horned Owl				8			1			1	
Snowy Owl	6			14		(1)	1			1	
Downy Woodpecker	3		2	43	23	2		7	1		1
Hairy Woodpecker	1	1	2	34	17	2	(1)	7	3		
Northern Flicker											
Pileated Woodpecker				1	8	(1)					1
Northern Shrike								1			
Gray Jay									2		3
Blue Jay	1		6	74	82	2	2	35	3		2
Black-billed Magpie	254	1	2	188	2	18	13	19	42	30	3
Common Raven	11			112	8	8	(1)	21	22		6
Horned Lark	42			7			26			8	
Black-capped Chickadee	26	7	12	394	114	10	4	133	34		8
Boreal Chickadee				1	15				4		
Red-breasted Nuthatch				37	20			2			
White-breasted Nuthatch	1			35	15			6			
Brown Creeper				1							
American Robin				3							
European Starling	4										
Bohemian Waxwing	23			46		15					
Cedar Waxwing	1			367							
American Tree Sparrow											
Dark-eyed Junco		2	6	45	40	4		2			
Lapland Longspur				2						20	
Snow Bunting	10			354	4	240	5000	350	105		
Pine Grosbeak			6		205				18		7
Purple Finch		2		67							
House Finch				70							
White-winged Crossbill				20							
Common Redpoll	3	4		49	55			3	20		
Pine Siskin		5		4	80			69			
American Goldfinch								2			
Evening Grosbeak			20		185				2		42
House Sparrow	410	12		1027	71	3	84	29	25	50	
Total Birds Count Day	949	34	56	7301	946	306	5234	686	281	165	74
Total Birds Count Period	949	34	56	7301	946	308	5244	686	282	168	74
Total Species Count Day	20	8	8	38	19	12	10	15	13	8	10
Total Species Count Period	20	8	8	38	19	14	14	15	14	9	10

Table 3-5 Species found in 10 or more localities () = seen during count period

Aves	Kinloch 17 Dec 2002	Kutawagan Lake 27 Dec 2002	LaRonge North 14 Dec 2002	LaRonge South 21 Dec 2002	Last Mountain Lake 29 Dec 2002	Leader North 29 Dec 2002	Love-Torch River 27 Dec 2002	Luseland 30 Dec 2002	MacDowall 2 Jan 2003	Matador 2 Jan 2003	Mayview 3 Jan 2003
Canada Goose						970					
Mallard											
Common Goldeneye											
Bald Eagle						2					
Northern Goshawk	(1)						1		1		
Golden Eagle						4				2	
Gray Partridge		8			16		15	74			
Ring-necked Pheasant						14					
Ruffed Grouse	3			(1)			1				1
Sharp-tailed Grouse		55			15	3	5	6	15	76	
Rock Dove	6	17				20		8	30	(2)	
Great Horned Owl		1		1	1	1		1			
Snowy Owl		2			2			1		1	
Downy Woodpecker	6	2	3	2		2	5	2	6	1	1
Hairy Woodpecker	8	1	1	3			6	1	7		
Northern Flicker						1					
Pileated Woodpecker	1					5	1		1		
Northern Shrike									(1)		
Gray Jay	11		15	7			6		1		2
Blue Jay	20		4	2			10	17	15		4
Black-billed Magpie	12	69		1	13	24	45	82	6	14	
Common Raven	23	1	120	225			119		15		
Horned Lark					5	5		401		1	
Black-capped Chickadee	58	13	90	41	9	2	54	27	35	3	6
Boreal Chickadee			7	13							2
Red-breasted Nuthatch				2			1	1	5		3
White-breasted Nuthatch	6			1			2				
Brown Creeper											
American Robin						14					
European Starling		1			2	6					
Bohemian Waxwing				60	8	400	1	280		39	
Cedar Waxwing											
American Tree Sparrow											
Dark-eyed Junco	12						(1)	1	1		
Lapland Longspur											
Snow Bunting	(58)	519			681		850	215	12	1010	
Pine Grosbeak	33		65	44			49		35		6
Purple Finch								2			3
House Finch								2			
White-winged Crossbill											
Common Redpoll	220		103	43		20	31		(1)		
Pine Siskin			6				18	(1)			
American Goldfinch									(2)		
Evening Grosbeak	24			13			165		15		2
House Sparrow	6	341			177	12	44	133	6		
Total Birds Count Day	451	1032	417	458	930	1506	1429	1254	206	1147	31
Total Birds Count Period	510	1032	417	460	930	1506	1430	1255	210	1150	31
Total Species Count Day	18	14	12	15	12	19	21	18	17	9	11
Total Species Count Period	20	14	12	17	12	19	22	19	20	11	11

Table 3-6 Species found in 10 or more localities () = seen during count period

Aves	Meadow Lake 26 Dec 2002	Missinipe 4 Jan 2002	Moose Mountain 31 Dec 2002	Nipawin 26 Dec 2002	Nisbet Forest W. 1 Jan 2003	Paddockwood S. 3 Jan 2003	Pike Lake 4 Jan 2003	Porcupine Plain 26 Dec 2002	Preeceville 1 Jan 2003	Prince Albert 15 Dec 2002	Prince Albert NP 13 Dec 2002
Canada Goose							(15)				
Mallard											
Common Goldeneye											
Bald Eagle											3
Northern Goshawk							2				
Golden Eagle											
Gray Partridge	(12)						9				
Ring-necked Pheasant							1		7	3	4
Ruffed Grouse											
Sharp-tailed Grouse	17						32				
Rock Dove			11				58		11	238	
Great Horned Owl							6			(1)	
Snowy Owl					1						
Downy Woodpecker	3	1	8	5	2	3	29		6	4	3
Hairy Woodpecker	2	1	10	2	4	4	21	2	5	8	8
Northern Flicker							3				
Pileated Woodpecker		(1)	1	1	(1)		4		3	1	1
Northern Shrike							1				
Gray Jay	6	6				2		3		5	18
Blue Jay	7	3	35	8	9	10	35		3	20	1
Black-billed Magpie	15		40	4	19	12	288	8	3	107	21
Common Raven	66	5	6	31	36	37	90	17	7	220	90
Horned Lark							11				
Black-capped Chickadee	49	14	68	9	31	8	384	8	22	194	137
Boreal Chickadee		2								3	48
Red-breasted Nuthatch	1			4			1		2	6	6
White-breasted Nuthatch	2		3	2	2	2	11		2	6	4
Brown Creeper										1	
American Robin							11			3	
European Starling	3	(1)					1				
Bohemian Waxwing	(18)			50	(1)		1474			7438	
Cedar Waxwing							41				
American Tree Sparrow							5			1	
Dark-eyed Junco	10			4			10	1		4	
Lapland Longspur											
Snow Bunting	100				1400		395	15	12		
Pine Grosbeak	32	23		7	28	20	36		27	42	75
Purple Finch							6				
House Finch							1				
White-winged Crossbill											
Common Redpoll	(2)		1		25	9	2		25	4	13
Pine Siskin	27		23					2		50	1
American Goldfinch											
Evening Grosbeak	46	(2)		10	45	24	1	28	3	5	2
House Sparrow	35		110		6	3	562	10		1202	
Total Birds Count Day	427	55	316	137	1608	134	3537	94	138	9566	445
Total Birds Count Period	459	59	316	137	1611	134	3552	94	138	9568	445
Total Species Count Day	18	8	12	13	13	12	35	10	15	24	18
Total Species Count Period	21	11	12	13	16	12	36	10	15	26	18

Table 3-7 Species found in 10 or more localities () = seen during count period

Aves	Qu'appelle Dam 15 Dec 2002	Raymore 26 Dec 2002	Regina 26 Dec 2002	Rouleau 28 Dec 2002	Round Lake 28 Dec 2002	Sask. Landing PP 17 Dec 2002	Sask. R. Forks 18 Dec 2002	Saskatoon 26 Dec 2002	Shamrock 27 Dec 2002	Skull Creek 26 Dec 2002	Snowden 31 Dec 2002
Canada Goose	680		6406		(1)	566		6194		18	
Mallard	76		33		9	34		460			
Common Goldeneye	80		1					250			
Bald Eagle	5				2	2		1		7	
Northern Goshawk								1			
Golden Eagle	2				1	1			(1)	2	
Gray Partridge		(2)	50			20		14	26	25	11
Ring-necked Pheasant						21				4	
Ruffed Grouse		(1)	3				1	1			7
Sharp-tailed Grouse		(5)	11		10	13		14		25	11
Rock Dove	49		780	53	4	45		3585	9		
Great Horned Owl		1	4	2	1	5		2	4	4	
Snowy Owl	9		4	1				(1)	2	2	
Downy Woodpecker		1	16		7	4		53		4	13
Hairy Woodpecker	1	2	15		7	1	2	45			9
Northern Flicker	2		15		1	1		24			
Pileated Woodpecker					1						
Northern Shrike			1		3			2			
Gray Jay							1				17
Blue Jay	3				6		4	111	1		31
Black-billed Magpie	109	27	151	6	26	61	9	1210	24	50	123
Common Raven	40	5	3		12		11	24			155
Horned Lark		5							44	300	
Black-capped Chickadee	20	6	104	3	68	21	49	920		30	102
Boreal Chickadee							4				5
Red-breasted Nuthatch	2		57		2			92		1	4
White-breasted Nuthatch			10		11			8			1
Brown Creeper			2			3					
American Robin			3					3		1	
European Starling			56	1		19		62	2		
Bohemian Waxwing	171	20	59			17	29	381			
Cedar Waxwing			15					25		70	
American Tree Sparrow										25	
Dark-eyed Junco			22			2	1	8		4	4
Lapland Longspur									82		
Snow Bunting	11	2	11	75	4		3	300		200	941
Pine Grosbeak	15						11	22			125
Purple Finch	1										
House Finch	4		76					466			
White-winged Crossbill	5	30	15				17	15			
Common Redpoll			4		1		34	17		30	96
Pine Siskin			22					15			4
American Goldfinch			8		2			2			
Evening Grosbeak					1		7				189
House Sparrow	238	55	942	33	20	191		6589	655	50	32
Total Birds Count Day	1551	154	8927	176	206	1031	183	20954	849	853	1882
Total Birds Count Period	1551	162	8927	176	208	1031	183	20959	850	853	1882
Total Species Count Day	26	11	42	8	24	21	15	46	10	21	22
Total Species Count Period	26	14	42	8	26	21	15	49	11	21	22

Table 3-8 Species found in 10 or more localities () = seen during count period

Aves	Somme 4 Jan 2003	Spalding 5 Jan 2003	Spinney Hill 23 Dec 2002	Squaw Rapids 5 Jan 2003	Stockholm 26 Dec 2002	Swift Current 21 Dec 2002	Tisdale 25 Dec 2002	Togo 2 Jan 2003	Turtleford 29 Dec 2002	Turtle Lake 4 Jan 2003	Waseca 27 Dec 2002
Canada Goose						2					
Mallard				4	12	9					
Common Goldeneye				113							
Bald Eagle	3		1	8			1				
Northern Goshawk			1								
Golden Eagle	1				1						
Gray Partridge	2	12			(10)	64			1		
Ring-necked Pheasant						23					
Ruffed Grouse	1			3					1	4	1
Sharp-tailed Grouse	17		12	5	1	12			4		
Rock Dove	6	11	1	1	17	547			85		
Great Horned Owl				1	(1)	10					
Snowy Owl					(1)	3					
Downy Woodpecker	5	2	3	3		25	2	8	8	2	2
Hairy Woodpecker	9	1	5	6			4	8	5	3	2
Northern Flicker						(1)					
Pileated Woodpecker	2			3					1	2	
Northern Shrike											
Gray Jay	4			3			1	2		2	
Blue Jay	25		7	7		(1)	2	15	6	7	6
Black-billed Magpie	73	7	62	28	7	190	6	8	17	3	6
Common Raven	221	2	7	129	15		7	16	14	15	1
Horned Lark	(25)					313					
Black-capped Chickadee	79	11	16	15	2	(2)	6	62	65	7	8
Boreal Chickadee	1			2						1	3
Red-breasted Nuthatch	1					48				1	
White-breasted Nuthatch	14	1		1		6		9		2	
Brown Creeper				1							
American Robin						2					
European Starling						3					
Bohemian Waxwing						(40)	56				8
Cedar Waxwing									3		
American Tree Sparrow											
Dark-eyed Junco	6					9			21		7
Lapland Longspur					5	140					
Snow Bunting	266		7	213	10	180	10	101	100	15	
Pine Grosbeak	130		10	52			10	15	30	15	12
Purple Finch						40			22		
House Finch						199					
White-winged Crossbill											
Common Redpoll	27			156		16				3	
Pine Siskin		3				30					
American Goldfinch									6		
Evening Grosbeak	96			20				16	2	20	
House Sparrow	125	41	37	46	3	2033	22	24	39		
Total Birds Count Day	1115	93	169	845	75	3917	127	284	431	104	56
Total Birds Count Period	1149	93	169	845	87	3962	127	284	431	104	56
Total Species Count Day	24	11	13	30	11	28	12	12	20	18	11
Total Species Count Period	26	11	13	30	14	33	12	12	20	18	11

Table 3-9 Species found in 10 or more localities () = seen during count period

Aves	Watson 1 Jan 2003	Weyburn 28 Dec 2002	White Bear 27 Dec 2002	Whitewood 29 Dec 2002	Yorkton 28 Dec 2002	Totals Count Day	Totals Count Period	# of Counts Seen Count Day	# of Counts Seen Count Period
Canada Goose						33667	33683	18	20
Mallard					8	43844	43844	19	19
Common Goldeneye						664	664	11	11
Bald Eagle						105	106	23	24
Northern Goshawk			(1)	(1)		14	18	11	15
Golden Eagle			3			27	29	17	19
Gray Partridge	7	55	23	12		1039	1084	37	43
Ring-necked Pheasant		1				108	109	12	13
Ruffed Grouse						81	85	28	31
Sharp-tailed Grouse		22	13	14		873	905	43	47
Rock Dove		172	175	84	152	7782	7784	53	54
Great Horned Owl		(1)	2	(1)	1	85	92	36	43
Snowy Owl		(2)	2	(1)	(1)	77	85	28	35
Downy Woodpecker	1	2	(2)	19	4	455	458	74	76
Hairy Woodpecker	3			11	3	427	429	73	75
Northern Flicker		1			1	61	62	16	17
Pileated Woodpecker						43	48	22	27
Northern Shrike		1				18	20	13	15
Gray Jay						167	168	28	29
Blue Jay	(2)			3	2	814	817	63	65
Black-billed Magpie	4	22	73	84	23	5584	5584	89	89
Common Raven	(7)			13	73	2933	2941	67	69
Horned Lark		10	7			1984	2013	27	30
Black-capped Chickadee	5	11	1	310	49	5184	5186	87	88
Boreal Chickadee						166	166	19	19
Red-breasted Nuthatch				3	2	399	400	35	36
White-breasted Nuthatch		1		10	4	241	242	45	46
Brown Creeper		(1)				12	14	9	11
American Robin		(1)				52	54	11	13
European Starling		2	30	6	12	311	318	24	26
Bohemian Waxwing	(9)			32	361	12963	13031	41	45
Cedar Waxwing		(20)		(12)		592	624	10	12
American Tree Sparrow			2			163	163	12	12
Dark-eyed Junco		11		8	2	385	387	41	43
Lapland Longspur				1		4182	4182	11	11
Snow Bunting	130	338		1045		16942	17052	61	64
Pine Grosbeak						1431	1445	41	43
Purple Finch						163	164	9	10
House Finch		21		146		1037	1044	15	17
White-winged Crossbill						146	146	12	12
Common Redpoll		26		81	(1)	1289	1296	43	47
Pine Siskin						380	384	20	23
American Goldfinch						76	81	10	12
Evening Grosbeak						1162	1164	32	33
House Sparrow	30	502	200	726	105	23837	23837	76	76
Total Birds Count Day	180	1203	531	2609	803	172988			
Total Birds Count Period	198	1231	535	2624	806		173487		
Total Species Count Day	7	20	12	20	17	95			
Total Species Count Period	10	27	15	24	20		102		

Table 4 Species found in fewer than 10 localities

Species	Locality and Number (* = Count Period)
American White Pelican	Fort Qu'appelle (1)
Great Blue Heron	Fort Qu'appelle (1*)
Greater White-fronted Goose	Biggar (1)
Gadwall	Fort Qu'appelle (1)
American Wigeon	Biggar (1), Saskatoon (1)
Northern Shoveler	Qu'appelle Dam (1)
Northern Pintail	Coronach (4), Qu'appelle Dam (1), Saskatoon (1)
Green-winged Teal	Coronach (1), Estevan (1), Fort Walsh (2)
Redhead	Estevan (3), Gardiner Dam (14)
Lesser Scaup	Estevan (11), Gardiner Dam (4), Qu'appelle Dam (3), Regina (2), Saskatoon (6)
Long-tailed Duck	Gardiner Dam (1)
Bufflehead	Squaw Rapids (1)
Common Merganser	Gardiner Dam (25), Qu'appelle Dam (22), Squaw Rapids (7)
Sharp-shinned Hawk	Archerwill (1*), Indian Head (1)
Red-tailed Hawk	Sask. Landing PP (1), Swift Current (1)
Rough-legged Hawk	Estevan (1), Grasslands NP (1), Saskatoon (1), Swift Current (1*), Whitewood (1)
Merlin	Clark's Crossing (1), Eastend (1), Govenlock (1), Prince Albert (1), Regina (3), Saskatoon (6), Swift Current (1), Weyburn (1)
Gyrfalcon	Biggar (1), Clark's Crossing (1), Gardiner Dam (1)
Peregrine Falcon	Indian Head (1)
Prairie Falcon	Fort Walsh (1), Gardiner Dam (1), Govenlock (1), Grasslands NP (2), Leader North (1), Matador (1*), Qu'appelle Dam (1), Skull Creek (1), White Bear (1*)
Spruce Grouse	Beauval (15), LaRonge North (1), Mayview (1), Somme (1), Squaw Rapids (1), Turtle Lake (1)
Willow Ptarmigan	LaRonge South (1*)
Wild Turkey	Broadview (9), Cabri (5*), Fort Walsh (2)
American Coot	Estevan (18), Regina (1)
Wilson's Snipe	Sask. Landing PP (2)
Herring Gull	Gardiner Dam (4)
Glaucous Gull	Gardiner Dam (2)
Eurasian Collared-Dove	Eastend (1), Swift Current (4)
Mourning Dove	Pike Lake (1), Snowden (1), Squaw Rapids (2)
Northern Hawk Owl	Beauval (1)
Barred Owl	Nisbet Forest W. (1*)
Great Gray Owl	Archerwill (1*), Armit (1), Candle Lake (1), Turtle Lake (1)
Short-eared Owl	Estevan (2), Fort Walsh (1), Govenlock (1*), Kutawagan Lake (2), Last Mountain Lake (1), Saskatoon (1*), Swift Current (3)
Boreal Owl	Round Lake (1*)
Belted Kingfisher	Fort Qu'appelle (1), Saskatoon (1)
Yellow-bellied Sapsucker	Broadview (1)
Three-toed Woodpecker	Archerwill (1*), Beauval (1*), Candle Lake (2), Duck Lake (1), LaRonge North (2), Prince Albert NP (10), Squaw Rapids (4), Weyburn (1*)

Table 4 Species found in fewer than 10 localities


Species	Locality and Number (* = Count Period)
Black-backed Woodpecker	Birch Hills (1), Emma Lake (1*), Kinistino (1), Regina (1), Saskatoon (2), Snowden (1), Squaw Rapids (5), Turtleford (1)
American Crow	Indian Head (4), Regina (8), Saskatoon (7), Stockholm (2), Weyburn (2)
Golden-crowned Kinglet	Biggar (1), Fort Walsh (19), Regina (4), Saskatoon (1), Swift Current (4), Weyburn (2*)
Mountain Bluebird	Saskatoon (1)
Townsend's Solitaire	Birch Hills (1), Pike Lake (3), Regina (2)
Gray Catbird	Yorkton (1*)
Varied Thrush	Kamsack (1), Kelvington (1)
White-throated Sparrow	Meadow Lake (6), Pike Lake (1), Regina (4), Saskatoon (2), Spalding (2)
Harris's Sparrow	Craven (1), Eastend (3), Fort Qu'appelle (1*), Indian Head (1)
White-crowned Sparrow	Fort Walsh (1), Saskatoon (1)
Northern Cardinal	Prince Albert (1*)
Red-winged Blackbird	Bromhead (1), Estuary North (1), Fort Walsh (6), Regina (1), Round Lake (6),
Western Meadowlark	Bromhead (1), Dundurn (1), Gardiner Dam (1), Kenaston (1*)
Rusty Blackbird	Fort Qu'appelle (12*), Fort Walsh (3), Regina (1), Somme (9*),
Brewer's Blackbird	Fort Walsh (1), Kinloch (1), Weyburn (2)
Common Grackle	Archerwill (6*), Bangor (1), Kinloch (1), Pike Lake (1), Regina (1), Round Lake (1),
Brown-headed Cowbird	Saskatoon (3*)
Gray-crowned Rosy-Finch	Indian Head (7), Yorkton(1)
Red Crossbill	Cypress Hills PP (2), Fort Walsh (61), Saskatoon (8)
Hoary Redpoll	Armit (1), Squaw Rapids (3)

Table 5 Birds not identified to species

Category	Locality and Number
Goose sp.	Gardiner Dam (550)
Eagle sp.	Coronach (1), Gardiner Dam (2), Sask. Landing PP (1)
Buteo sp.	Govenlock (1)
Owl sp.	Rouleau (2)
Woodpecker sp.	Clark's Crossing (1), Dundurn (2), Fort Walsh (1), Squaw Rapids (2)

Table 6. New (in bold and italics) and tying high counts for individual species 2002. Count period results are in brackets.

LOCATION	2002 COUNT	SPECIES	PREVIOUS HIGH	LOCATION, YEAR
Fort Qu'Appelle	(1)	Great Blue Heron	1	Fort Walsh 1985, 2001, Barrier Lake 1988, (Crooked Lake 1992)
Coronach	37520	Mallard	17000	Coronach 1997
Fort Walsh	2	Green-winged Teal	2	Fort Walsh 2001, Saskatoon 1974
Gardiner Dam	1	Long-tailed Duck	1	(Fort Qu'Appelle 1968), Saskatoon 1997
Indian Head	1	Peregrine Falcon	1	N. to Squaw Rapids-Carrot River
Saskatoon	3585	Rock Dove	3173	Saskatoon 1986
Saskatoon	53	Downy Woodpecker	46	Saskatoon 2000
Saskatoon	45	Hairy Woodpecker	39	Pike Lake 1998
Prince Albert	10	Three-toed Woodpecker	8	Somme 1977
Saskatoon	111	Blue Jay	111	Saskatoon 1995, 1998
Saskatoon	1210	Black-billed Magpie	984	Saskatoon 2001
Saskatoon	920	Black-capped Chickadee	732	Saskatoon 2000
Indian Head	35	White-breasted Nuthatch	30	Kamsack 2001
Pike Lake	3	Townsend's Solitaire	3	Regina 1985
Yorkton	1	Gray Catbird	1	Moose Jaw 2001
Govenlock	76	American Tree Sparrow	43	Fort Walsh 1979
Indian Head	67	Purple Finch	62	Swift Current 2001
Saskatoon	466	House Finch	386	Saskatoon 2001
Craven	21	American Goldfinch	10	Craven 1999



Female Merlin feeding young, near Hendon 1989

Kelly Kozij

Table 7. Population changes of selected species compared to 2001 and 1997-2001 (based on birds per observer).

Species	% change from 2001	% change from 1997-2001		% change from 2001	% change from 1997-2001
Canada Goose	1	55	Black-billed Magpie	12	6
Mallard	80	92	Common Raven	10	20
Common Goldeneye	-6	-7	Horned Lark	-38	-18
Common Merganser	-65	-73	Black-capped Chickadee	30	27
Bald Eagle	15	19	Boreal Chickadee	-21	1
Northern Goshawk	18	-3	Red-breasted Nuthatch	-51	-22
Rough-legged Hawk	-85	-78	White-breasted Nuthatch	4	-16
Golden Eagle	-24	-24	Brown Creeper	-57	15
Merlin	10	-7	Golden-crowned Kinglet	-60	-60
Prairie Falcon	-51	-11	American Robin	-89	-60
Gray Partridge	96	8	European Starling	-30	-30
Ring-necked Pheasant	40	-21	Bohemian Waxwing	488	25
Ruffed Grouse	-23	-35	Cedar Waxwing	52	92
Sharp-tailed Grouse	-8	-19	American Tree Sparrow	412	286
Rock Dove	-2	7	Dark-eyed Junco	116	130
Great Horned Owl	-23	-17	Lapland Longspur	770	468
Snowy Owl	6	9	Snow Bunting	-26	-15
Short-eared Owl	10	-39	Red-winged Blackbird	175	34
Downy Woodpecker	43	28	Rusty Blackbird	-27	-59
Hairy Woodpecker	47	27	Pine Grosbeak	-12	12
Three-toed Woodpecker	161	111	Red Crossbill	30	-24
Black-backed Woodpecker	20	36	White-winged Crossbill	-47	40
Northern Flicker	26	36	Common Redpoll	-91	-86
Pileated Woodpecker	57	65	Hoary Redpoll	-96	-96
Northern Shrike	120	17	Pine Siskin	8	10
Gray Jay	-3	8	Evening Grosbeak	-39	-42
Blue Jay	40	22	House Sparrow	9	11

