

# 41st ANNUAL SASKATCHEWAN CHRISTMAS BIRD COUNT — 1982

Compiled by MARY I. HOUSTON, 863 University Drive, Saskatoon, Saskatchewan. S7N 0J8

The weather over the 1982 Christmas Bird Count period (18 December 1982 to 2 January 1983) cooperated with bird counters, enabling counts to be taken in 63 localities. The total number of species recorded on count days was 77, with 2 additional species seen during count period but not on count days. This is the 4th highest count over the 41 years (79+4 in 1974; 78+4 in 1981; 76+5 in 1979). Saskatoon had the highest number of species over count period with 35 (34+1 additional). Fort Walsh reported 32 (31+1); Regina, 30 (28+2); Squaw Rapids, 28 and Gardiner Dam, 27.

Three new species were recorded: 1 Common Loon was seen at Gardiner Dam and 1 Killdeer and 1 McCown's Longspur were seen at Govenlock. This brings the all time total of Count Day species to 136 plus 2 races and 6 additional species seen during Count Period but not on Count Day.

Only Fort Walsh reported Hoary Redpolls (15). Common Redpolls were low being reported from only 9 of the 63 localities. Bohemian Waxwings were down both in number of localities reporting and in numbers seen; on the other hand numbers of Cedar Waxwings increased with 9 reports. Saskatoon and Moose Jaw had 75 each and Regina, 36. Cedars outnumbered Bohemians in Regina and Skull Creek, and only Cedars were seen in Moose Jaw. Pine Grosbeak numbers were down, with only 12 localities reporting them.

Exceptionally large flocks of Snow Buntings (reported from 54 of the 63 localities) were seen at Govenlock (6183), Kutawagan Lake (9483), Last

Mountain Lake (12944) and Raymore (33935).

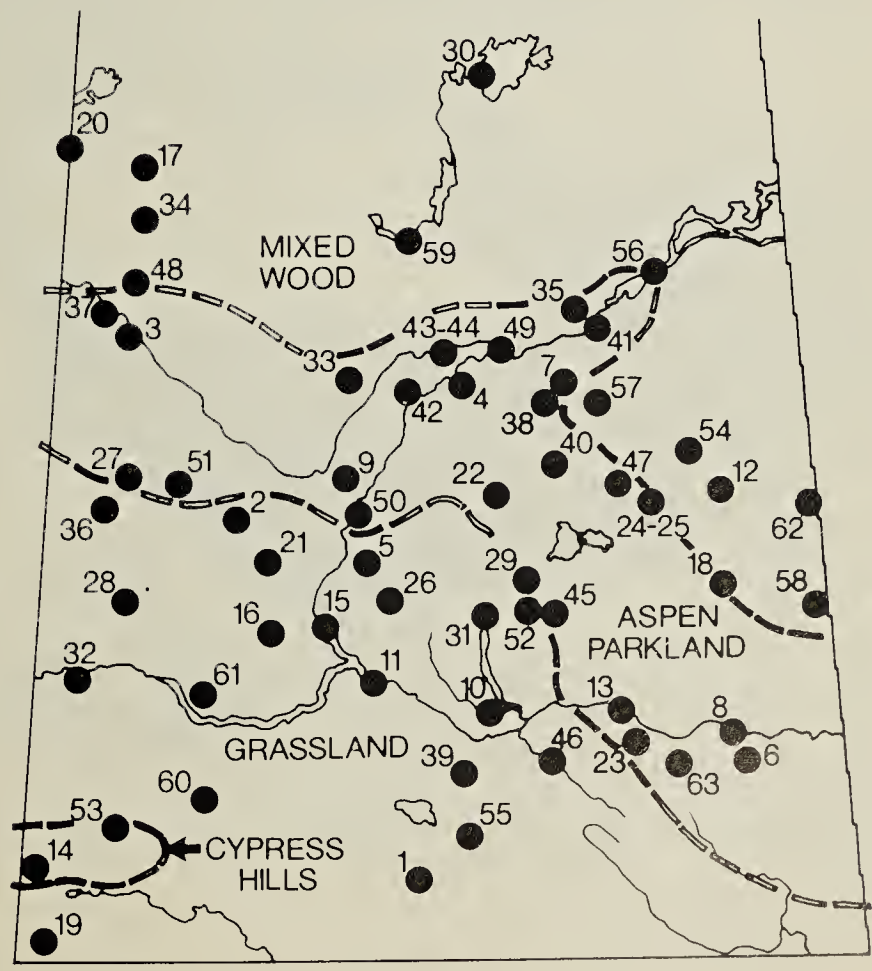
After the list of participants from the 63 localities, Table 1 gives the Coverage and Weather; Table 2 gives species reported in more than 3 locations and gives numbers of each species seen in each locality on count day, with numbers for additional species seen during count period indicated with a + sign; Table 3 gives numbers and locations of species seen in 3 or less locations during Count Period; Table 4 gives locations and numbers of birds not positively identified as to species.

## Count Areas and Participants


*Names of compilers in italics.*

1. ASSINIBOIA. Carol and Ed Bearss, Murray Brunt, John G. Burgeson, Alex Duxbury, Gordon Forsythe, Cecil T. Hayward, Nelson Lamb, Don Lemond, Don Lewis, Ted McMorrine, Wilf Prentice, Ken Schuweiler.
2. BIGGAR. Harvey Renaud, Wayne Renaud, Guy Wapple, Robert Wapple.
3. BIG GULLY CREEK. Wayne Harris, Sheila Lamont, Tom Lamont.
4. BIRCH HILLS. Terry Toews, Don Weidle.
5. BRIGHTWATER RESERVOIR. Linda Lahey, Alan R. Smith.
6. BROADVIEW. Doug Francis, Joe Grimeau, Pat Kern.
7. BROOKSBY. Bert and Vi Ross.
8. CROOKED LAKE. Don Weidl, Tony Weidl.

- |                                |                        |
|--------------------------------|------------------------|
| 1. ASSINIBOIA                  | 33. LEASK              |
| 2. BIGGAR                      | 34. LOON LAKE          |
| 3. BIG GULLY CREEK             | 35. LOVE-TORCH RIVER   |
| 4. BIRCH HILLS                 | 36. LUSELAND           |
| 5. BRIGHTWATER RESERVOIR       | 37. MAIDSTONE BRIDGE   |
| 6. BROADVIEW                   | 38. MELFORT            |
| 7. BROOKSBY                    | 39. MOOSE JAW          |
| 8. CROOKED LAKE                | 40. NAICAM             |
| 9. DALMENY                     | 41. NIPAWIN            |
| 10. DILKE                      | 42. NISBET FOREST      |
| 11. ELBOW                      | 43. PRINCE ALBERT      |
| 12. ENDEAVOUR                  | 44. PRINCE ALBERT      |
| 13. FORT QU'APPELLE            | 45. RAYMORE            |
| 14. FORT WALSH                 | 46. REGINA             |
| 15. GARDINER DAM               | 47. ROSE VALLEY        |
| 16. GLAMIS-WISETON             | 48. ST. WALBURG        |
| 17. GOODSOIL                   | 49. SASKATCHEWAN FORKS |
| 18. GOOD SPIRIT LAKE           | 50. SASKATOON          |
| 19. GOVENLOCK                  | 51. SCOTT              |
| 20. GRAND CENTRE (Sask.-Alta.) | 52. SEMANS             |
| 21. HARRIS                     | 53. SKULL CREEK        |
| 22. HUMBOLDT                   | 54. SOMME              |
| 23. INDIAN HEAD                | 55. SPRING VALLEY      |
| 24. KELVINGTON                 | 56. SQUAW RAPIDS       |
| 25. KELVINGTON                 | 57. TISDALE            |
| 26. KENASTON                   | 58. TOGO               |
| 27. KILLSQUAW LAKE             | 59. WASKESIU           |
| 28. KINDERSLEY                 | 60. WEBB               |
| 29. KUTAWAGAN LAKE             | 61. WHITE BEAR         |
| 30. LA RONGE                   | 62. WHITEBEECH         |
| 31. LAST MOUNTAIN LAKE         | 63. WOLSELEY SOUTH     |
| 32. LEADER                     |                        |



9. DALMENY. Lorne Sperling, *Lloyd Sperling*, Mara Sperling.
10. DILKE. *Margaret Belcher*, Doug Laing.
11. ELBOW. Ron Jensen, Dan McIntosh, *Alan R. Smith*.
12. ENDEAVOUR. Norman Harris.
13. FORT QU'APPELLE. Doug Evans, Alma Hiebert, Selma Hiebert, David Hooper, *Ron Hooper*, Alice Laing, Lois Lamontagne, Victor Lamontagne, Don McDougall, Fern McDougall, Raymond Mlazzar, Lorne Rowell, Kay Ruard, Eileen Smith, Clinton Wilde, Flo Wilde.
14. FORT WALSH. Chris Adam, Dixie Black, Bob Godwin, Wayne Harris, Dale and Paule Hjertaas, Bob Kreba, Sheila Lamont, Kathy Meeres, Wilkes Parsonage, Wayne Renaud, John Triffo, *Guy Wapple*, Robert Wapple, Jack Wilkinson.
15. GARDINER DAM. Wayne Harris, Sheila Lamont, Wayne Renaud, *Guy Wapple*, Robert Wapple.
16. GLAMIS-WISETON. Brian H. Jones, *Grev. L. Jones*.
17. GOODSOIL. Catherine, David and Richard Morton.
18. GOOD SPIRIT LAKE. *Bill Anaka*, Joyce Anaka.
19. GOVENLOCK. Chris Adam, Tom Buchanan, *Wayne Harris*, Dale Hjertaas, Paule Hjertaas, Bob Kreba, Sheila Lamont, Wayne Renaud, Bill Russon, John Triffo, Guy Wapple, Robert Wapple.
20. GRAND CENTRE (Sask.-Alta.) J. F. Roy
21. HARRIS. *Guy Wapple*, Robert Wapple.
22. HUMBOLDT. *Ed Brockmeyer*, Dwayn Saretsky.
23. INDIAN HEAD. Susan Adams, Les Anderson, Betty and Cec Ashmore, Marg Barclay, Isabel and Peter Barrett, Margo and Vic Beaulieu, Yvonne Brown, Mavis and Roger Gray, Jim Halford, Don Hayward,



*Wild Turkeys at Fort Walsh CBC*

*W. Harris*

- Gordon Howe, Roy McLaughlin, Doris Pals, Mariel Peterson, *Lloyd Peterson*, Marg Quigley, Joan and Lorne Scott, Gertrude Scott, Fred Skinner, Mary Skinner, Ron Thompson family, Ann and Gordon Willerth, Shaun Williamson.
24. KELVINGTON, Dianne Sloan.
  25. KELVINGTON. James Donovan.
  26. KENASTON. P. Lawrence Beckie.
  27. KILLSQUAW LAKE. Linda Lahey, *Alan R. Smith*.
  28. KINDERSLEY. Jean Harris.
  29. KUTAWAGAN LAKE. Len Harding, *Wayne Harris*, Sheila Lamont.
  30. LA RONGE. Jim Paul.
  31. LAST MOUNTAIN LAKE. *Wayne Harris*, Sheila Lamont.
  32. LEADER. Daisy D. Meyers.
  33. LEASK. *Muriel Carlson*, Page Porter.
  34. LOON LAKE. P. Davis, G. Pedersen, *F. Scott*, M. Williams.
  35. LOVE-TORCH RIVER. *Bert Dalziel*, Joan Dalziel, Bruce Donovan.
  36. LUSELAND. E. J. Finley, K. B. Finley, *K. J. Finley*, B. Holton.
  37. MAIDSTONE BRIDGE. *Wayne Harris*, Sheila Lamont, Tom Lamont.
  38. MELFORT. Genevieve Belliveau, Harry Belliveau, Bill Bristol, Philip Curry, Glen Galloway, Freida Markland, Tom Smith, Kathy Stevenson.
  39. MOOSE JAW. Alice and Carl Ellis, Doug Francis, Alta and Don Fyvie, Al Guernsey, Edith Kern, Pat Kern, Eve King, Leith and Cy Knight, Alice and Gordon Silversides, Arie and Henry Van Dorland, Gus and Mary Zado.
  40. NAICAM. Julie Jensen, *Ron Jensen*.
  41. NIPAWIN. Bert Dalziel, Joan Dalziel, *Bruce Donovan*.
  42. NISBET FOREST. *Muriel Carlson*, Gail Paine, Vetha Paine.
  43. PRINCE ALBERT. John Burt, *Pamela Burt*.
  44. PRINCE ALBERT. *Kim Hruska*, Dr. and Mrs. H. A. Martinson.
  45. RAYMORE. Greta Harris, *Wayne Harris*, Sheila Lamont.
  46. REGINA. Chris Adam, Jessie Bailey, Margaret Belcher, Tom Beveridge, Frank Brazier, Kirsten Costain, Joanne Edwards, M. Edwards, L. Eley, Tony Lang, Bob Luterbach, Ron Mendelsohn, Gillian Minifie, Irene Pierson, Bill Puscus, Brian Rainey, Tom Riffel, Bill Russon, Diane Secoy, Allan Smith, Frank Switzer, Ian Switzer, R. Tegart, R. L. Tegart, John Triffo. *Chris Adam and Bob Kreba*.
  47. ROSE VALLEY. Julie Jensen, *Ron Jensen*.
  48. ST. WALBURG. Nigel Caulkett.
  49. SASKATCHEWAN FORKS. Terry Toews, *Don Weidl*.
  50. SASKATOON. Mark Abley, Juhachi Asai, Carol Balog, Annie Beer, Raymond Bisha, Muriel Carlson, Debra Cohen, Eric Densem, Murray Doell, Chris Escott, Barry Evenson, Hartley Fredeen, Muriel Galloway, Mary Gilliland, Bob Godwin, Bernie Gollop, Bev Haug, Del Haug, David Houston, Mary Houston, *Stuart Houston*, Louise Klaassen, Catherine Laratte, Ken Lumbis, Kathy Meeres, Stew Meeres, Betty Mundy, Jim Mundy, Laurie Murison, Tom Murison, Bert McBride, Cameron McBride, Richard McBride, Jean McQueen, Don McRobbie, Jo McRobbie, Mickey Narun, Bill Nickel, Lynn Oliphant, Jim O'Neil, Pat O'Neil, John Polson, Adam Schmidt,

- Charlie Simpson, Jim Slimmon, Alan Smith, Gerald Smith, Mary Strickland, Shannon Voysey, Jim Wedgwood, Elda Windsor, Henry Windsor.
51. SCOTT. *Guy Wapple*, Robert Wapple.
  52. SEMANS. Tony Lang, Sarogini Ramnarine, *Lloyd S. Saul*, Jane Yee.
  53. SKULL CREEK. Eileen Bennetto, *James Bennetto*, Marj Mann, Jr., Murina Schuler.
  54. SOMME. Margaret Back, Stan Back, Alice Billeter, Edwin Billeter, Shirley Billeter, David Black, Florence Chase, Ian Chase, Jim Chase, *Donald Hooper*, Eldon Hooper, David Osecki.
  55. SPRING VALLEY. Allan Bogdan, *Flossie Bogdan*, Nick Bogdan.
  56. SQUAW RAPIDS. *Wayne Harris*, Sheila Lamont, Wayne Renaud, Guy Wapple, Robert Wapple.
  57. TISDALE. Joyce Mohr.
  58. TOGO. Bert and Doris Franklin, Phil and Jean Hern, Walter Krupp, Cusie and *Wanda May*, Arch and Elizabeth Parker, Mary and Dick Smith, Howard and Donelda Wilson, Orville and Elaine Wilson.
  59. WASKESIU. Suzanne Henry, *Anne Landry*, Bradley and June Muir, John Pollock, Kathy Ryhorchuk, Glen and Lorraine Schmidt, Kathy Stefanuk, Pat Strutt, Jackie and Mervyn Syroteuk.
  60. WEBB. Catherine Dumouchel, Jim Gibson, Stan Greenwood, Lois Nisbet, *Jack Ricou*.
  61. WHITE BEAR. Sig Jordheim, Carl Maalerud.
  62. WHITEBEECH. Tracy Hutchinson, Ida Wotherspoon, *Lindsay Wotherspoon*.
  63. WOLSELEY SOUTH. *Dale Chay*, Don Hayward.




*Blue Jays*

*J. Asai*

Table 1. CHRISTMAS COUNT COVERAGE AND WEATHER CONDITIONS.

LOCALITY	COVERAGE AND CONDITIONS	KILOMETERS BY VEHICLE	KILOMETERS ON FOOT OR SKIS	HOURS BY VEHICLE	HOURS ON FOOT OR SKIS	HOURS WATCHING FEEDERS OR OWLING	TEMPERATURE RANGE (°C)	WIND SPEED (KM/HR)	SNOW DEPTH (CM)	SKY
ASSINIBOIA		33.5	1	2			-6/ -4	10-15	7-10	mostly cloudy, light snow
BIGCAR		212	26	8	10.5		-13/ -7	20-30	10-20	partly cloudy, light snow
BIG CULLY CREEK		145	10	6	4	1.5	-8/ -3	0-5	8-23	overcast, partly cloudy
BIRCH HILLS		194	3	5.5	1	1.5	-6/ -8	10-15	10-15	overcast, light snow
BRIGHTWATER RESERVOIR		55	.5	3	.5		-10/-12	0-5	10-20	overcast
BROADVIEW		210	1	5.5		3	-4/-10	light	18	cloudy, clearing, light snow
BROOKSBY		10	5	1	3		-3/ -4	0-5	0-5	overcast
CROOKED LAKE		80	3	4	1		-19/-16	5	15-20	mostly cloudy
DALMENY			16		5		-16	22-26	2-50	overcast, light snow
DILKE		137	7	6	2.5		-5/ -8	15-5	2-30	cloudy, clearing, cloudy
ELBOW		80	5	4	4		-10/ -5	0-10	0-3	overcast
ENDEAVOUR		9	2	2	3		-20/ -2	calm	20-30	cloudy, clearing
FORT QU'APPELLE		240		14		1	-5/ -2	15-30	5-10	overcast
FORT WALSH		225	100	21.5	41.5	2	-4/ +1	20-30	0-10	clear, partly cloudy
GARDINER DAM		267	23	16	10		-8/ -1	0-20	0-5	clear, clouding over
CLAMIS-WISETON		30	5	1	2		-5/ -3	0-5	6-15	mostly clear
COODSOIL		30	.5			6	-5/-15	0-5	10-25	?
GOOD SPIRIT LAKE		92	13	5	3.5	1	-7	calm	12-15	overcast
GOVENLOCK		173	42	15	16		-3/ +3	2-10	0-2	mostly clear
CRAND CENTRE		85	1	2.5	.5		-16	24-48	30	overcast, light to heavy snow
HARRIS		202	10	5	4		-6/ 0	15-20	10-30	mostly cloudy
HUMBOLDT		35	15	.5	2.5		-9/ -6	0	20	overcast, clearing
INDIAN HEAD		75	13	5.5	10		-7	10	20	overcast
KELVINCTON		25		.5		5	-10/ -7	0	20	overcast, light fog
KELVINCTON		10	2	1	.5	1.5	-10/-12	calm	20-23	overcast
KENASTON		25		7			-8	calm	?	clear
KILLSQUAW LAKE		98	1	5.5	.5		-15	0	10-20	overcast
KINDERSLEY		46	1.5				-8/ -3	light	7-15	partly cloudy
KUTAWAGAN LAKE		210	6	7	2		-16/-10	3-16	2-20	heavy snow, overcast
LA RONGE		40	11	2	3		-11/ -8	10-18	30-50	overcast
LAST MOUNTAIN LAKE		180	5	7	2		-15/ -9	2-8	2-20	light fog, clearing
LEADER		1	5	.5	2		-10/ +2	0-30	2-7	clear
LEASK			20		5		-11/ -7	0	20-25	overcast
LOON LAKE		20	2	.5	1	8	-15/-10	15-20	10-15	overcast, moderate snow
LOVE-TORCH RIVER		70	2	2	1	2	-5/-10	0-5	10-20	overcast
LUSELAND		142	18	3	5	2	-8/ -2	0-35	20-30	clear, clouding over
MAIDSTONE BRIDGE		150	10	6	4	2	-15/ -5	0-8	5-20	overcast, light snow
MELFORT		25	5	1	3		-13/ -8	?	3-8	overcast
MOOSE JAW		107	10	5	9	1	-3/ 0	5-13	7	mostly clear
NAICAM		80	7	4	4		-12/-15	?	?	partly cloudy
NIPAWIN		100	1	4	1	2	-5/-10	0-5	10-20	?
NISBET FOREST			15		3.5		-11/ -5	?	20-25	cloudy, fog
PRINCE ALBERT						8	-15/-20	6-8	22-30	mostly clear
PRINCE ALBERT		50	25	1	6	1	-10/-15	light	5-10	overcast
RAYMORE		250	8	7	3	3	-8/ -6	3-25	5-15	overcast, fog
REGINA		753	66.5	26	22.5		-13/-17	43-17	5-20	overcast, light snow
ROSE VALLEY		40	2	5	5		-28	?	?	mostly clear
ST. WALBURG		100	3	6	2		-13/ -9	40-30	15-20	mostly cloudy, light snow
SASKATCHEWAN FORKS		46.5	8	1.5	3.5		-10/-11	10-5	10-15	overcast, fog
SASKATOON		547	117.5	41.5	52.5	23	-16/-15	24	8-13	overcast
SCOTT		224	10	7	4		-7	10-20	10-30	overcast
SEMANS		99	10	3.5	4		-16/-12	5-2	10-50	clear, clouding over
SKULL CREEK		10	3	3	3		-5/ -1	0-7	8-10	mostly cloudy
SOMME		115	8	7	3	5	-5/ -8	20-25	25-30	partly cloudy
SPRING VALLEY		25	16	1	3.5	.5	-6/ -2	8-22	32-36	overcast, light snow
SQUAW RAPIDS		80	42	7	17		-18/-10	2-20	20-25	overcast, snow, clearing
TISDALE		5		1.5		1	-10/ -8	5-10	6-7	mostly cloudy
TOCO						40	mild	0	5	heavy hoar frost
WASKESIU		138	38.5	6	18	3	-12/ -9	9-11	15-22	overcast, light snow
WEBB		330	4	10	3		-5/ -3	0	skiff	overcast
WHITE BEAR		18	12	.5	4	.5	-4/ 0	15-0	15-30	clear
WHITEBEECH		30	1.5	1.5		8	-12/-14	0-5	25	mostly clear
WOLSELEY SOUTH		100		3			-6	32	26	clear



*Snowy Owl*

*Chris Rees*

Table 2-1. SPECIES RECORDED FROM MORE THAN THREE LOCALITIES DURING COUNT PERIOD. A PLUS SIGN INDICATES A HIGH COUNT FOR A SPECIES SEEN DURING COUNT PERIOD BUT NOT ON COUNT DAY.

SPECIES	LOCALITY	ASSINIBOIA December 29	BIGGAR December 21	BIG GULLY CREEK December 30	BIRCH HILLS December 18	BRIGHTWATER RESERVOIR January 2	BROADVIEW January 1	BROOKSBY December 27	CROOKED LAKE December 24	DALMENY December 27	DILKE January 1
MALLARD							2				
COMMON GOLDENEYE											
GOSHAWK				1							
GOLDEN EAGLE		1							1		+1
BALD EAGLE											
PRAIRIE FALCON											
MERLIN							1				1
RUFFED GROUSE								+2			
SHARP-TAILED GROUSE			52	7	9		2		55	12	5
RING-NECKED PHEASANT		8					1				
GRAY PARTRIDGE		76	37	11	8		4			48	18
ROCK DOVE			177	8	32					30	15
GREAT HORNED OWL		2	2	2	4		+1		3		3
SNOWY OWL		1	2			2				+1	1
COMMON FLICKER											
PILEATED WOODPECKER											
HAIRY WOODPECKER			1	1			5	+1			
DOWNY WOODPECKER			1	1	3		4				1
N. 3-TOED WOODPECKER											
HORNED LARK											25
GRAY JAY											
BLUE JAY			+1	1	3		4				
BLACK-BILLED MAGPIE		18	93	30	25	3	7	2	14	4	26
COMMON RAVEN				+1	5		+1	2	6		
BLACK-CAPPED CHICKADEE			32	15	12	1	19		3	1	
BOREAL CHICKADEE			2								
WHITE-BREASTED NUTHATCH							3				
RED-BREASTED NUTHATCH			1								
BROWN CREEPER											
AMERICAN ROBIN						1	12		1		
BOHEMIAN WAXWING			33		12						
CEDAR WAXWING			11		+11						
NORTHERN SHRIKE									1		
STARLING			9		4						
HOUSE SPARROW		500	1059	180	130	30	17		30	80	303
RED-WINGED BLACKBIRD											
RUSTY BLACKBIRD											2
EVENING GROSBEAK							5	12			
PINE GROSBEAK				20							
COMMON REDPOLL											
PINE SISKIN											
RED CROSSBILL			5								
WHITE-WINGED CROSSBILL				66							
DARK-EYED JUNCO											
TREE SPARROW											
SNOW BUNTING		10	111	257	485	250	+1	300	36	30	
NO. SPECIES IN TABLE 3 & 4		0	1	2	1	1	0	0	1	0	0
NO. COUNT DAY SPECIES		9	18	14	14	7	14	4	11	7	11
NO. COUNT PERIOD SPECIES		9	19	15	15	7	17	6	11	8	12
NO. COUNT DAY INDIVIDUALS		619	1629	602	733	288	86	316	151	205	400



Table 2-2. SPECIES RECORDED FROM MORE THAN THREE LOCALITIES DURING COUNT PERIOD. A PLUS SIGN INDICATES A HIGH COUNT FOR A SPECIES SEEN DURING GOUNT PERIOD BUT NOT ON COUNT DAY.

SPECIES	LOCALITY										
	ELBOW December 19	ENDEAVOUR December 25	FORT Q'APPELLE December 18	FORT WALSH December 18	GARDINER DAM December 20	GLAMIS WISETON December 26	GOODSOIL December 28	GOOD SPIRIT LAKE December 19	GOVENLOCK December 19	GRAND CENTER (Sask-Alta) December 26	HARRIS December 30
MALLARD	715		67	2	1225						
COMMON GOLDENEYE	2				17		+4				
GOSHAWK			2	3	2						
GOLDEN EAGLE	1		1	3					2		1
BALD EAGLE					15						
PRAIRIE FALCON				1	1				1		
MERLIN									1		
RUFFED GROUSE		1	+1	2				+1			
SHARP-TAILED GROUSE	1	6	16	6	36			6			72
RING-NECKED PHEASANT			6	12					6		
GRAY PARTRIDGE			+2		14	+12			3		25
ROCK DOVE	10		6	8	89	6			4		536
GREAT HORNED OWL		1	+1	1	2	1		1	4		2
SNOWY OWL	1				3	5			5		6
GOMMON FLICKER											
PILEATED WOODPECKER							+1	1			
HAIRY WOODPECKER			+1	7	2		2	4			
DOWNY WOODPECKER		+1	4	2	1		2	6	1		3
N. 3-TOED WOODPECKER											
HORNED LARK				5	1				706		1
GRAY JAY							2				
BLUE JAY			7		6		8	+1		5	
BLACK-BILLED MAGPIE	22	4	32	139	71	2	6	16	10	5	116
COMMON RAVEN		14		7			10	7		15	
BLACK-CAPPED CHICKADEE		6	35	102	17		6	24		7	5
BOREAL GHICKADEE											
WHITE-BREASTED NUTHATCH			1	1				+1			
RED-BREASTED NUTHATCH				88							
BROWN CREEPER				2							
AMERICAN ROBIN			2		2						
BOHEMIAN WAXWING	5		+2	45	6		+15	48			7
CEDAR WAXWING											
NORTHERN SHRIKE			+1	5				1			
STARLING						12					25
HOUSE SPARROW	114	5	470	35	1000	200		123	423	5	1633
RED-WINGED BLACKBIRD			4								
RUSTY BLACKBIRD			1								1
EVENING GROSBEAK	1	+6	+5		2		30	+1		15	
PINE GROSBEAK							1	9			
COMMON REDPOLL			+2	18	1						
PINE SISKIN			1	7							
RED CROSSBILL				46							
WHITE-WINGED CROSSBILL											
DARK-EYED JUNCO											
TREE SPARROW				10	4						
SNOW BUNTING	2	100	172	532	2324	14	+30	1500	6183		910
NO. SPECIES IN TABLE 3 & 4	2	1	2	10	5	0	0	0	6	0	1
NO. COUNT DAY SPECIES	13	8	18	31	27	7	9	13	19	6	16
NO. COUNT PERIOD SPECIES	13	11	27	32	27	8	13	17	19	6	16
NO. COUNT DAY INDIVIDUALS	876	137	828	1192	4847	240	67	1746	7399	52	3345

Table 2-3. SPECIES RECORDED FROM MORE THAN THREE LOCALITIES DURING COUNT PERIOD. A PLUS SIGN INDICATES A HIGH COUNT FOR A SPECIES SEEN DURING COUNT PERIOD BUT NOT ON COUNT DAY.

HUMBOLDT December 26	INDIAN HEAD December 19	KELVINGTON December 18	KELVINGTON January 2	KENASTON December 26	KILLSQUAW LAKE December 23	KINDERSLEY December 26	KUTAWAGAN LAKE December 23	LA RONGE December 26	LAST MOUNTAIN LAKE December 26	LEADER December 31	LOCALITY	SPECIES
	200				22							MALLARD
												COMMON GOLDENEYE
												GOSHAWK
	1								1			GOLDEN EAGLE
	1									1		BALD EAGLE
												PRAIRIE FALCON
												MERLIN
	6											RUFFED GROUSE
+1	32	5	+4	14			110		137			SHARP-TAILED GROUSE
												RING-NECKED PHEASANT
+8	17		+6	16		4	11		8			GRAY PARTRIDGE
	11		4	8	50	2	7		76			ROCK DOVE
+1	1			+2			2		7			GREAT HORNED OWL
	1			+2	1	1	+1		1			SNOWY OWL
												COMMON FLICKER
+1	7	2	1	+1				2				PILEATED WOODPECKER
1	6	1	1	1			1					HAIRY WOODPECKER
												DOWNY WOODPECKER
+1	7			4	6		15		5			N. 3-TOED WOODPECKER
								8				HORNED LARK
	2	2						+3				GRAY JAY
+10	35	4	9	15	6	1	27		53	3		BLUE JAY
+1		1	8					46				BLACK-BILLED MAGPIE
5	38	3	7		3		1	2	2			COMMON RAVEN
								1				BLACK-CAPPED GHICKADEE
	2											BOREAL GHICKADEE
	2											WHITE-BREASTED NUTHATCH
	+1											RED-BREASTED NUTHATCH
	10											BROWN CREEPER
	20	12			250					21		AMERICAN ROBIN
			+1			+1		+1				BOHEMIAN WAXWING
												CEDAR WAXWING
												NORTHERN SHRIKE
												STARLING
+100	495	4	200	150	65	50	267		1244	16		HOUSE SPARROW
												RED-WINGED BLACKBIRD
								7				RUSTY BLACKBIRD
												EVENING GROSBEAK
+5								+3				PINE GROSBEAK
								7				COMMON REDPOLL
												PINE SISKIN
												RED CROSSBILL
												WHITE-WINGED CROSSBILL
			1									DARK-EYED JUNCO
												TREE SPARROW
+50	270	50	300	18	5	100	9483		12944	3		SNOW BUNTING
0	0	0	0	0	0	0	0	0	1	0		NO. SPECIES IN TABLE 3 & 4
2	21	10	9	8	9	6	10	7	11	5		NO. COUNT DAY SPECIES
12	22	10	12	11	9	7	11	10	11	5		NO. COUNT PERIOD SPECIES
6	1164	84	531	226	408	158	9924	73	14479	44		NO. COUNT DAY INDIVIDUALS

Table 2-4. SPECIES RECORDED FROM MORE THAN THREE LOCALITIES DURING COUNT PERIOD. A PLUS SIGN INDICATES A HIGH COUNT FOR A SPECIES SEEN DURING COUNT PERIOD BUT NOT ON COUNT DAY.

SPECIES	LOCALITY									
	LEASK January 2	LOON LAKE December 26	LOVE-TORCH RIVER December 31	LUSELAND December 26	MAIDSTONE BRIDGE December 29	MELFORT December 19	MOOSE JAW December 26	NAICAM December 26	NIPAWIN December 31	NISBET FOREST December 29
MALLARD										
COMMON COLDENEYE										
COSHAWK				+1	1					
COLDEN EACLE										
BALD EACLE										
PRAIRIE FALCON				+1			1			
MERLIN				1			1			
RUFFED CROUSE	3								1	+1
SHARP-TAILED CROUSE				1	1			11	2	
RINC-NECKED PHEASANT							11			
CRAY PARTRIDGE				+8	5	+17	1	12		
ROCK DOVE		+3		37	2		79	3	23	
CREAT HORNED OWL				+1	2		1	1		
SNOWY OWL				2	+1	1				
COMMON FLICKER							2			
PILEATED WOODPECKER										
HAIKY WOODPECKER		2	+2	1	1		2	4	1	2
DOWNY WOODPECKER		+2	1		1		3	3	2	2
N. 3-TOED WOODPECKER										
HORNED LARK				3			1			
CRAY JAY		1						2	1	
BLUE JAY		2	6	2	2	+1			2	4
BLACK-BILLED MACPIE	8	3	13	9	21	9	35	26	16	2
COMMON RAVEN	5	4	4		+1	+3		2	41	2
BLACK-CAPPED CHICKADEE	15	10	14	11	21	2	23	4	8	20
BOREAL CHICKADEE	2	5								
WHITE-BREASTED NUTHATCH			+1				2			+1
RED-BREASTED NUTHATCH			1							
BROWN CREEPER										
AMERICAN ROBIN							+2			
BOHEMIAN WAXWING				110		20			11	+6
CEDAR WAXWING				5			75			
NORTHERN SHRIKE										
STARLINC				13			24	2		
HOUSE SPARROW		60	4	500	290	63	506	172	124	
RED-WINCED BLACKBIRD										
RUSTY BLACKBIRD										
EVENINC GROSBEAK		30	22			+305		3	149	6
PINE CROSBEAK			+3							40
COMMON REDPOLL								1		1
PINE SISKIN										
RED CROSSBILL										
WHITE-WINCED CROSSBILL			+20							
DARK-EYED JUNCO					1		+2			
TREE SPARROW		10								
SNOW BUNTING		20	17	975	182	+127	8	243	47	
NO. SPECIES IN TABLE 3 & 4	0	1	0	0	1	0	0	0	0	1
NO. COUNT DAY SPECIES	5	12	9	14	13	5	17	14	11	8
NO. COUNT PERIOD SPECIES	5	14	13	18	15	10	19	14	11	8
NO. COUNT DAY INDIVIDUALS	33	148	82	1670	531	95	775	487	415	62

Table 2-5. SPECIES RECORDED FROM MORE THAN THREE LOCALITIES DURING COUNT PERIOD. A PLUS SIGN INDICATES A HIGH COUNT FOR A SPECIES SEEN DURING COUNT PERIOD BUT NOT ON COUNT DAY.

PRINCE ALBERT December 19	RAYMORE December 21	REGINA December 27	ROSE VALLEY December 24	ST. WALBURG December 26	SASKATCHEWAN FORKS December 19	SASKATOON December 27	SCOTT December 28	SEMANS December 29	SKULL CREEK December 26	SOMME December 18	LOCALITY	SPECIES
		52				10						MALLARD
						74						COMMON COLDENEYE
+1	1					1						COSHAWK
												GOLDEN EAGLE
												BALD EAGLE
									+1			PRAIRIE FALCON
+1		6				4						MERLIN
	1	+1		1		3			+3			RUFFED GROUSE
	13	2		11	19	59		15	8	54		SHARP-TAILED GROUSE
									11			RINC-NECKED PHEASANT
	7	69				45	16	9		+8		GRAY PARTRIDGE
310	221	848	7	6		1459	89	13		42		ROCK DOVE
1	9	2		1		10	1	+1	2			CREAT HORNED OWL
	1	4				7	2	+1	+3			SNOWY OWL
		3				1			+1			COMMON FLICKER
+1				1						2		PILEATED WOODPECKER
1	1	+2			1	13	1	+1	+2	8		HAIRY WOODPECKER
1	1	2	1		2	8				7		DOWNY WOODPECKER
1		1								+3		N. 3-TOED WOODPECKER
	2	23						18	3			HORNED LARK
1				2						12		GRAY JAY
3						15				10		BLUE JAY
20	75	34	11	10	7	434	45	15	10	26		BLACK-BILLED MAGPIE
42			21	5	4					74		COMMON RAVEN
36	12	8	14	11	8	152	11	4	6	24		BLACK-CAPPED CHICKADEE
			2		10		2			11		BOREAL CHICKADEE
		2				+1				2		WHITE-BREASTED NUTHATCH
		2			1	10						RED-BREASTED NUTHATCH
		1				1						BROWN CREEPER
		13				5			1			AMERICAN ROBIN
25		+1	16			969	5		5	40		BOHEMIAN WAXWING
		36				75			10	1		CEDAR WAXWING
	1					1						NORTHERN SHRIKE
	8	11				42						STARLING
2	1468	2482	31	4		2496	438	227	78	88		HOUSE SPARROW
		2				1			+2			RED-WINGED BLACKBIRD
	1	2										RUSTY BLACKBIRD
40	+1		1							65		EVENING CROSSBEAK
	3				4	1				20		PINE CROSSBEAK
						87			+100			COMMON REDPOLL
												PINE SISKIN
34		7				48						RED CROSSBILL
79					24	9				6		WHITE-WINGED CROSSBILL
						1	2			1		DARK-EYED JUNCO
									2			TREE SPARROW
	33935	81	130	115		775	692	86	+4500	229		SNOW BUNTING
0	1	5	0	0	0	3	1	0	1	0		NO. SPECIES IN TABLE 3 & 4
15	18	28	10	11	10	34	13	8	11	20		NO. COUNT DAY SPECIES
18	20	31	10	11	10	35	13	11	20	22		NO. COUNT PERIOD SPECIES
596	35760	4352	234	167	80	6821	1305	387	136	722		NO. COUNT DAY INDIVIDUALS

Table 2-6. SPECIES RECORDED FROM MORE THAN THREE LOCALITIES DURING COUNT PERIOD. A PLUS SIGN INDICATES A HIGH COUNT FOR A SPECIES SEEN DURING COUNT PERIOD BUT NOT ON COUNT DAY.

SPECIES	LOCALITY	SPRING VALLEY January 1	SQUAW RAPIDS December 24	TISDALE December 25	TOGO December 26	WAKESIU December 20	WEBB December 20	WHITE BEAR January 2	WHITEBEECH January 1	WOLSELEY SOUTH December 31	NO. OF COUNTS PER SPECIES
MALLARD			1				14				11
COMMON GOLDENEYE			56								5
COSHAWK			1								10
GOLDEN EAGLE		+1					2				12
BALD EAGLE			2				1				5
PRAIRIE FALCON							1				7
MERLIN											8
RUFFED GROUSE			1			8				+1	17
SHARP-TAILED GROUSE		+15	61		1		29	2		+2	39
RING-NECKED PHEASANT		+1									8
GRAY PARTRIDGE		32					7	37		15	34
ROCK DOVE		38					109	123		+15	38
GREAT HORNED OWL		+2	1				1	+1			36
SNOWY OWL		1			1						27
COMMON FLICKER											4
PILEATED WOODPECKER			1						+1		7
HAIRY WOODPECKER			18	3	4	9			2		37
DOWNY WOODPECKER			7		3	5			2		37
N. 3-TOED WOODPECKER			3								4
HORNED LARK		2								8	19
GRAY JAY			5			10					10
BLUE JAY			15		+1				+1		25
BLACK-BILLED MAGPIE		5	14	4	5	21	41	37	1	1	62
COMMON RAVEN			78	2	7	31			8		33
BLACK-CAPPED CHICKADEE			29	3	19	39	1		7	2	52
BOREAL CHICKADEE			6		11	45					11
WHITE-BREASTED NUTHATCH											11
RED-BREASTED NUTHATCH						1					8
BROWN CREEPER											4
AMERICAN ROBIN											10
BOHEMIAN WAXWING		+1			80		1		+25		28
CEDAR WAXWING					+6						9
NORTHERN SHRIKE							1				10
STARLING					5		3	7			13
HOUSE SPARROW		360		6	400	1	165	300	4	100	55
RED-WINGED BLACKBIRD		+1									5
RUSTY BLACKBIRD											5
EVENING GROSBEAK					97				20		23
PINE GROSBEAK			56								12
COMMON REDPOLL			5		+1						9
PINE SISKIN					+8	10					4
RED CROSSBILL											6
WHITE-WINGED CROSSBILL			36								6
DARK-EYED JUNCO					+6	3					8
TREE SPARROW											4
SNOW BUNTING		256	5242		350	5	+100	1	+7	56	54
NO. SPECIES IN TABLE 3 & 4		0	11	0	1	5	1	0	0	0	
NO. COUNT DAY SPECIES		7	28	5	13	15	15	7	7	6	
NO. COUNT PERIOD SPECIES		13	28	5	19	15	16	8	11	9	
NO. COUNT DAY INDIVIDUALS		694	5702	18	983	214	377	507	45	182	

Table 3. SPECIES SEEN IN THREE OR FEWER LOCALITIES.

SPECIES	LOCALITIES AND NUMBERS SEEN
GOMMON LOON	GARDINER DAM, 1.
CANADA GOOSE	REGINA, 623.
CADWALL	GARDINER DAM, 1
COMMON MERGANSER	GARDINER DAM, 2; SASKATOON, 1; SQUAW RAPIDS, 5.
RED-BREASTED MERGANSER	GARDINER DAM, 1.
SHARP-SHINNED HAWK	GROOKED LAKE, 1.
COOPER'S HAWK	SKULL CREEK, +1.
RED-TAILED HAWK	SQUAW RAPIDS, 1.
ROUGH-LEGGED HAWK	FORT WALSH, +1; GOVENLOCK, 2; RAYMORE, +1.
GYRFALCON	ELBOW, 1; SQUAW RAPIDS, 3; TOGO, +1.
PEREGRINE FALCON	WEBB, 1.
SPRUCE GROUSE	WASKESIU, 1.
SAGE GROUSE	GOVENLOCK, 7.
CHUKAR	GOVENLOCK, 1.
TURKEY	FORT WALSH, 5.
KILLDEER	GOVENLOCK, 1.
COMMON SNIPE	BRIGHTWATER RESEVOIR, 1; FORT WALSH, 1.
HAWK OWL	BIRGH HILLS, 1; LOON LAKE, 1; SQUAW RAPIDS, 1.
GREAT GRAY OWL	SQUAW RAPIDS, 2.
BOREAL OWL	SQUAW RAPIDS, 1.
BLACK-BACKED THREE TOED WOODPECKER	SCOTT, 1; SQUAW RAPIDS, 2.
COMMON CROW	REGINA, 1.
GOLDEN-CROWNED KINGLET	BIGGAR, 1; FORT WALSH, 15; WASKESIU, 2.
LOGGERHEAD SHRIKE	REGINA, 1.
BREWER'S BLACKBIRD	FORT QU'APPELLE, 1; SASKATOON, 3.
PURPLE FINCH	SASKATOON, 1.
HOARY REDPOLL	FORT WALSH, 15.
HARRIS' SPARROW	FORT WALSH, 1.
WHITE-THROATED SPARROW	HARRIS, 2; PRINCE ALBERT, 1; REGINA, 1.
SONG SPARROW	FORT QU'APPELLE, +1.
MCGOWN'S LONGSPUR	GOVENLOCK, 1.
LAPLAND LONGSPUR	GOVENLOCK, 38.

Table 4. BIRDS NOT IDENTIFIED TO SPECIES.

	LOCALITIES AND NUMBERS SEEN
SWAN species	ELBOW, 1.
BUTEO species	FORT WALSH, 1.
EAGLE species	LAST MOUNTAIN LAKE, 1.
FALCON species	GARDINER DAM, 1.
GROUSE species	BIG GULLY CREEK, 1; SQUAW RAPIDS, 1.
WOODPECKER species	FORT WALSH, 2; MAIDSTONE BRIDGE, 1; SQUAW RAPIDS, 5; WASKESIU, 1.
THREE-TOED WOODPECKER species	BIG GULLY CREEK, 1.
CHICKADEE species	SQUAW RAPIDS, 1; WASKESIU, 21.
NUTHATCH species	ENDEAVOUR, +1; WASKESIU, 1.
WAXWING species	REGINA, 33.
REDPOLL species	FORT WALSH, 52; SQUAW RAPIDS, 46.
CROSSBILL species	FORT WALSH, 11.